

*For official use only*



GOVERNMENT OF INDIA

**ANNUAL REPORT**

ON

**PAY AND ALLOWANCES**

OF

**CENTRAL GOVERNMENT CIVILIAN EMPLOYEES**

**2019-20**

**PAY RESEARCH UNIT**

**DEPARTMENT OF EXPENDITURE**

**MINISTRY OF FINANCE**

**NEW DELHI**

## PREFACE

The Pay Research Unit (PRU) of the Department of Expenditure, Ministry of Finance brings out an "Annual Report on Pay and Allowances of Central Government Regular Civilian Employees" for each financial year. As in the past, the Annual Report for 2019-20 provides statistical information on expenditure incurred by different Ministries/Departments of the Central Government on Pay and Allowances including Dearness Allowance, House Rent Allowance, Transport Allowance, Overtime Allowance, etc. in respect of its regular employees. The Annual Report also contains information on the group-wise number of sanctioned posts and of employees in position in various Ministries/ Departments.

2. The data in the Annual Report has been compiled on the basis of quarterly returns on expenditure on pay and allowances and annual returns on the strength of Central Government Civilian Employees furnished by the Central Government establishments to the PRU.

3. The Annual Report may be of use for personnel planning and for preparation of reliable estimates of financial implications of various proposals concerning pay and allowances of Central Government employees. While all efforts have been made to present the data in a meaningful manner, suggestions for further improvement would be welcome.

4. Ministry of Finance would like to thank all the Central Government Ministries/ Departments/ Organizations for their cooperation in furnishing data, without which this compilation would not have been possible. This Ministry would also like to acknowledge the contribution to the National Information Centre(North Block) , New Delhi.



(Annie G. Mathew).  
Additional Secretary(Pers)  
Ministry of Finance  
Department of Expenditure

## ***PROJECT STAFF***

### ***Name***

### ***Designation***

Shri B.Sengupta

Deputy Secretary

Shri Harihar Mishra

Consultant

Smt. Gurpreet Kaur

Sr. Statistical Officer

Smt. Simmi Takkar

Jr. Research Assistant

Shri Umesh Kumar Saini

Computor

Shri Rahul Kumar

Office Assistant

Shri Mohit Singh Bisht

Office Assistant

Shri Amit Kumar

MTS

## **CONTENTS**

### **CHAPTER-I**

1. Salient Features 3-4

### **CHAPTER-II**

#### **Total Expenditure**

- 2 Total expenditure on Pay and Allowances of Central Government civilian employees including employees of Union Territories and Missions Abroad as percentage of Revenue Receipts and Revenue Expenditure. 7
- 3 Expenditure on Pay and Allowances for last Ten Years. 8
4. Expenditure on major components of pay and allowances of Central Government civilian employees including employees of UTs and Missions Abroad for last five years. 9
5. Share of major components in total expenditure of Central Government civilian employees including employees of UTs during last five years. 10-11
6. Component-wise break up of expenditure on pay and allowances of the Central Government civilian employees including employees of UTs (excluding Missions Abroad) during last five years 12-13
7. Component-wise break up of expenditure on pay and allowances of the Central Government civilian employees including Missions Abroad (excluding employees of UTs) during last five years 14-15

### **CHAPTER-III**

#### **Components of Expenditure**

8. Share of major Ministries/Departments in total expenditure during last five years. 18
9. Total expenditure on pay and allowances and expenditure of major Ministries/ Departments during last five years 19
- 10 Expenditure on pay and allowances of the employees of Ministry of Railways 20-21
11. Expenditure on pay and allowances of the civilian employees of Ministry of Defence (Civil). 22-23
12. Expenditure on pay and allowances of the employees of Ministry of Home Affairs 24-25

|     |  |       |
|-----|--|-------|
| 13. | Expenditure on pay and allowances of the employees of Department of Posts.   | 26-27 |
| 14. | Expenditure on pay and allowances of the employees of UT Administrations.  | 28-29 |
| 15. | Expenditure on pay and allowances of regular employees and local recruits in Indian Missions Abroad.                         | 30-31 |
| 16. | Expenditure incurred on pay and allowances by the central Ministries/Departments on civilian employees during 2019-20.       | 32-35 |
| 17. | Expenditure on House Rent Allowance (HRA) of Central Government Civilian employees including employees of Union Territories. | 36    |

#### **CHAPTER-IV**

##### **Sanctioned Strength and Employees in position in Central Government as on 01.03.2020**

|     |  |       |
|-----|--|-------|
| 18. | Group-wise number of sanctioned posts and employees in position, vacancies and their percentage to total sanctioned posts as on 01.03.2020 including UTs.      | 39-41 |
| 19. | Group-wise number of sanctioned posts and employees in position, vacancies and their percentage to total sanctioned posts as on 01.03.2020 excluding UTs.      | 42-43 |
| 20. | Distribution of regular civilian employees (Group-wise) in Central Government and UT Administrations as on 01.03.2020.   | 44-45 |
| 21. | Group-wise and status-wise estimated number of Central Government civilian regular employees as on 01.03.2020 in major Ministries/Departments (excluding UTs). | 46-47 |
| 22. | Strength (Number of sanctioned posts and number of employees in position) of Central Police Forces.  | 48    |
| 23. | Group-wise and status-wise (Gazetted /Non-Gazetted) estimated number of Central Government civilian regular employees as on 01.03.2020.                        | 49-51 |

# **CHAPTER - I**

## **Salient Features**

## SALIENT FEATURES

1. The total expenditure on Pay and Allowances (excluding Productivity Linked Bonus/ Ad-hoc Bonus, Honorarium, Encashment of Earned Leave and Travelling Allowance) for Regular Central Government Civilian employees including employees of the Union Territories and Missions is ₹ 225744.70 crore in 2019-20 as compared to ₹ 208960.17 crore in 2018-19. Thus, there is an increase in expenditure by ₹ 16,784.53 crore over previous year which in relative terms works out to around 8.03%.
2. The total expenditure on pay and allowances as a percentage of Revenue Receipts and Revenue Expenditure of the Central Government during the financial year 2019-20 is 10.48% and 8.51% as compared 10.49% and 8.69% respectively during the financial year 2018-19.
3. Almost 81.5% of the total expenditure was incurred by four major Ministries/ Departments (Railways, Defence(Civil), Home Affairs and Posts) during 2019-20.
4. Of the total expenditure on Pay and Allowances in 2019-20, the Ministry of Railways continues to have the largest share i.e 35.06% , marginally decreasing from 36.78% in 2018-19. Share of Ministry of Home Affairs has increased from 24.25% to 28.17% and Department of Posts has decreased from 5.88% to 5.60% . Share of Ministry of Defence (Civil) has decreased from the previous year i.e. from 13.55% to 12.69%.
5. The expenditure of UT Administrations is ₹4578.24 crore in 2019-20 as compared to ₹4504.92 crore in 2018-19. Thus, there is an increase in expenditure by ₹73.32 crore over previous year which in relative terms works out to around 1.63%.
6. The expenditure of Indian Missions/ Embassies abroad is ₹1495.72 crore in 2019-20 as compared to ₹1710.34 crore in 2018-19. Thus, there is a decrease in expenditure by ₹214.62 crore over previous year which in relative terms works out to around 12.55%.

7. Out of the total expenditure of ₹225744.70 crore on Pay and Allowances of Central Government Civilian Employees including employees of UTs & Missions, the percentage expenditure on Pay, Dearness Allowance (DA), House Rent Allowance (HRA) and other allowances are 68.43%,9.73%,6.42% and 15.42% respectively.

8. Out of the total expenditure of ₹ 14487.00 crore on HRA in 2019-20, the HRA expenditure for 'X' class cities is ₹ 6220.85 crore which is around 43.60% of the total expenditure on HRA.

9. The total number of regular Central Government Civilian Employees in position (including UTs) as on 01.03.2020, is 31.91 lakh as against the sanctioned strength of 40.78 lakh and approximately 21.75 % of the posts were vacant.

10. Almost 92% of the total manpower is covered by five major Ministries/Departments viz, Railways, Defence(Civil) , Home Affairs, Posts and Revenue. Of the total strength of 31.33 lakh (excluding UTs), the percentage share of the Railways is 40.55%, Home Affairs 30.50%, Defence (Civil) 12.31%, Posts 5.66%, Revenue 3.26% and all other Ministries/ Departments 7.72% .

11. Against the sanctioned strength of 10.16 lakh in Central Police Forces, 9.05 lakh employees were in position as on 01.03.2020. In Union Territories (UTs) 0.58 lakhs employees were in position as against a sanctioned strength of 0.75 lakhs as on 01.03.2020.

\*\*\*\*\*



## **CHAPTER - II**

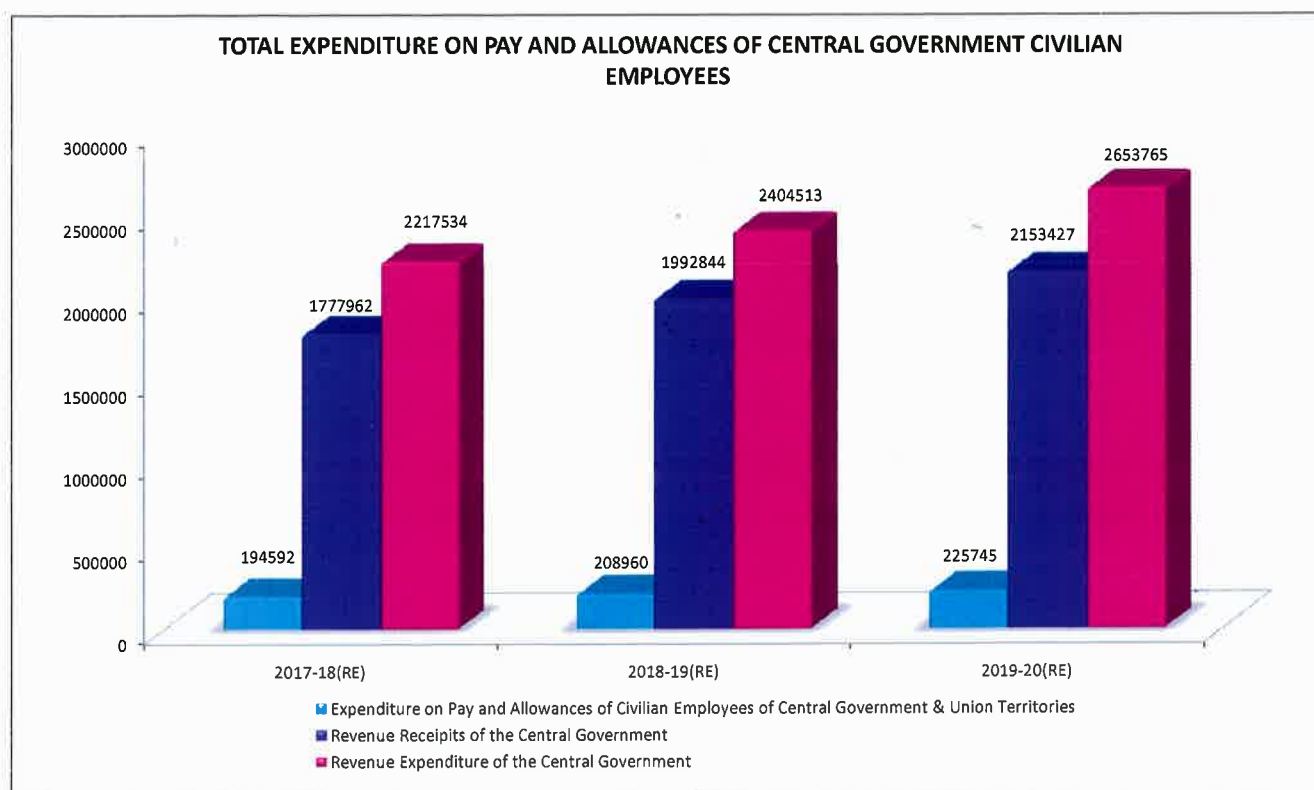
# **Total Expenditure**

**TOTAL EXPENDITURE ON PAY AND ALLOWANCES OF CENTRAL GOVERNMENT CIVILIAN EMPLOYEES  
INCLUDING EMPLOYEES OF THE UNION TERRITORIES AND MISSIONS ABROAD AS PERCENTAGE OF REVENUE  
RECEIPTS AND REVENUE EXPENDITURE**

(₹ in crore)

| Year        | Expenditure on Pay and Allowances of Civilian Employees of Central Government & Union Territories | Revenue Receipts of the Central Government | Revenue Expenditure of the Central Government | Expenditure on Pay and Allowances as percentage of Revenue Receipts | Expenditure on Pay and Allowances as percentage of Revenue Expenditure |
|-------------|---|--|---|---|--|
| 2017-18(RE) | 194592  | 1777962                                    | 2217534                                       | 10.94   | 8.78   |
| 2018-19(RE) | 208960  | 1992844                                    | 2404513                                       | 10.49   | 8.69   |
| 2019-20(RE) | 225745  | 2153427                                    | 2653765                                       | 10.48   | 8.51   |

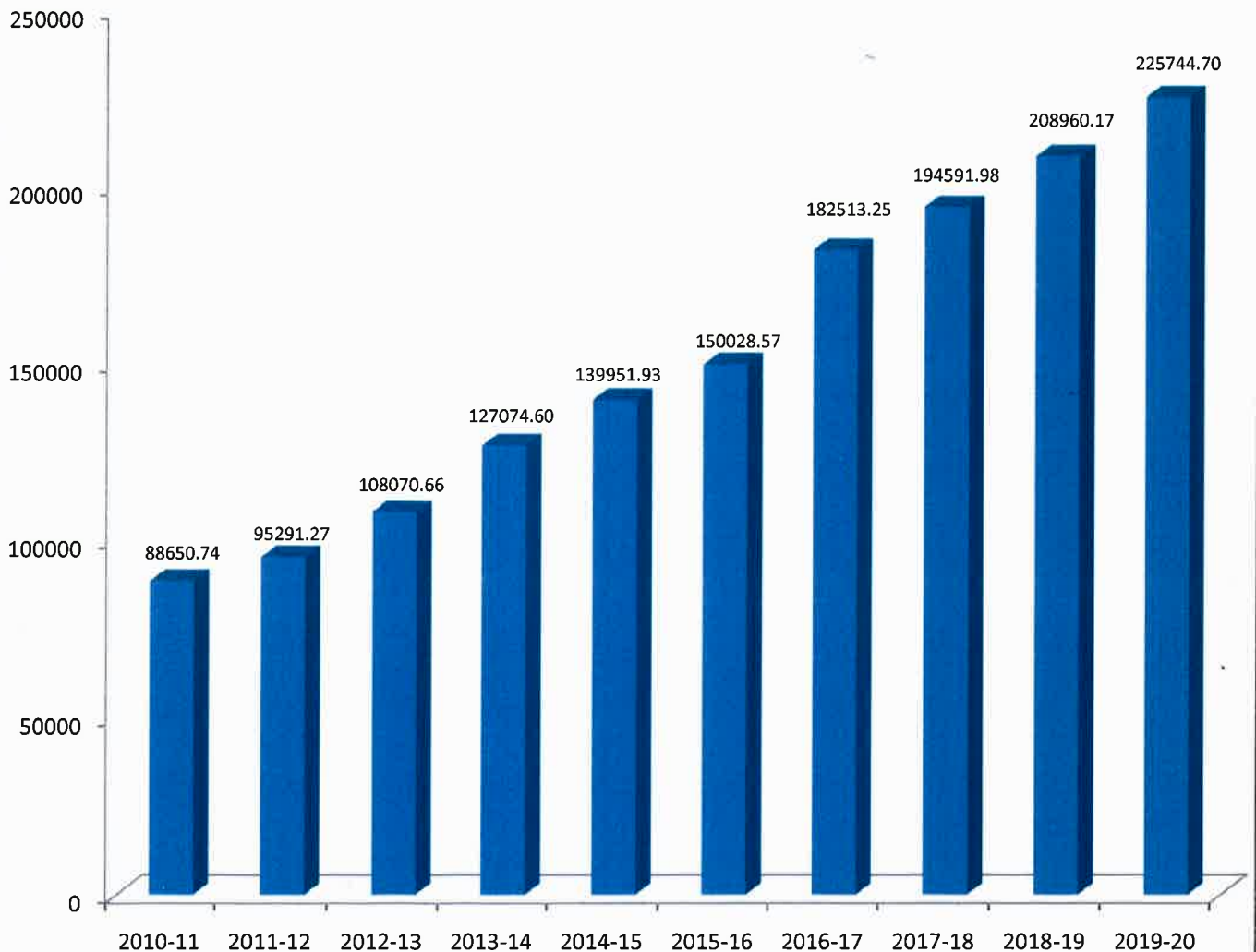
Note: The above figures of the revenue receipts & expenditure have been taken from Annual Financial Statement of the Central Government as laid before the Parliament. The figures of receipts & expenditure include Railways also.



## Expenditure on Pay and Allowances for Last Ten years

| Sl. No. | Year    | Expenditure | % increase over Previous year |
|---------|---------|-------------|-------------------------------|
| 1       | 2010-11 | 88650.74    | -1.35                         |
| 2       | 2011-12 | 95291.27    | 7.49                          |
| 3       | 2012-13 | 108070.66   | 13.41                         |
| 4       | 2013-14 | 127074.60   | 17.58                         |
| 5       | 2014-15 | 139951.93   | 10.13                         |
| 6       | 2015-16 | 150028.57   | 7.20                          |
| 7       | 2016-17 | 182513.25   | 21.65                         |
| 8       | 2017-18 | 194591.98   | 6.62                          |
| 9       | 2018-19 | 208960.17   | 7.38                          |
| 10      | 2019-20 | 225744.70   | 8.03                          |

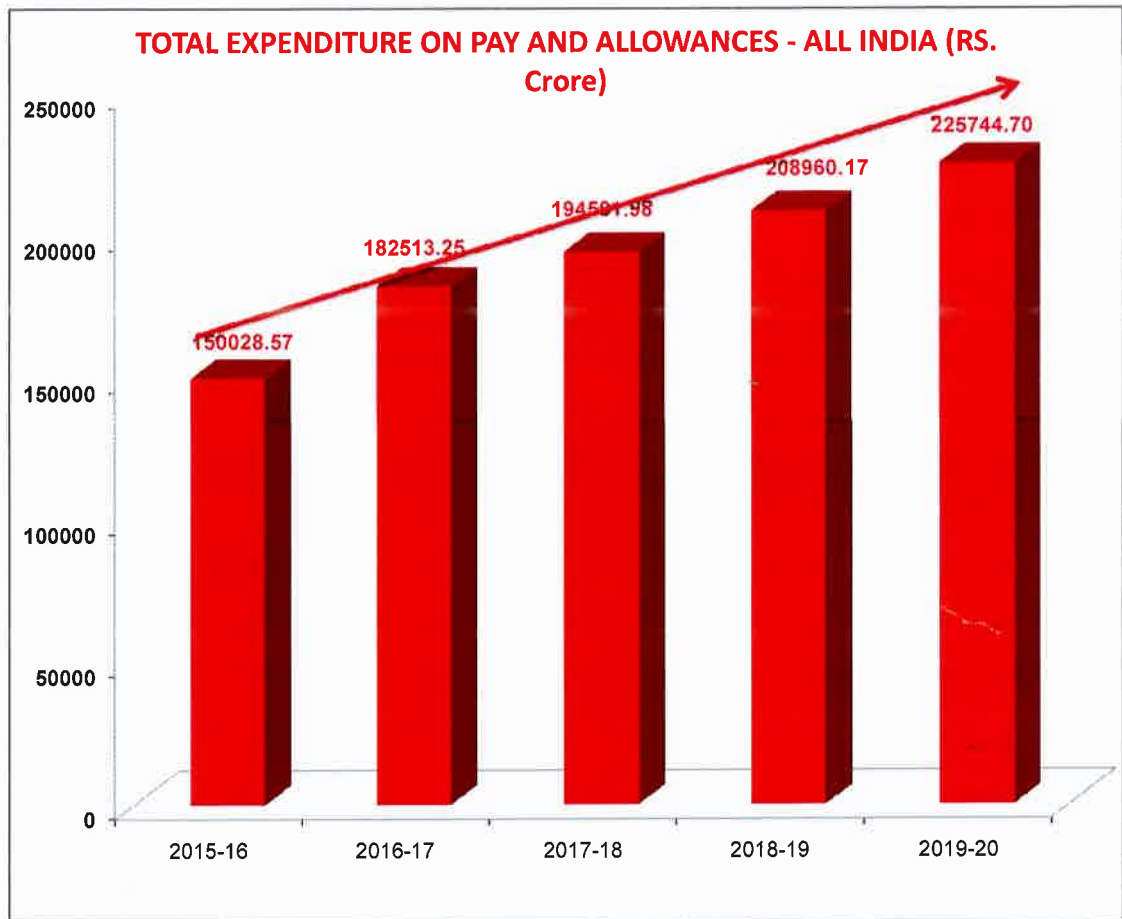
## Expenditure on Pay and Allowances for Last Ten years (Rs. Crore)



EXPENDITURE ON MAJOR COMPONENTS OF PAY AND ALLOWANCES OF THE CENTRAL GOVERNMENT  
CIVILIAN EMPLOYEES INCLUDING EMPLOYEES OF THE UNION TERRITORIES AND MISSIONS ABROAD FOR  
LAST FIVE YEARS

(₹ in crore)

| Year    | Pay       | DA       | Other Allowances | Total     |
|---------|-----------|----------|------------------|-----------|
| 2015-16 | 55162.69  | 64304.33 | 30561.55         | 150028.57 |
| 2016-17 | 120001.81 | 30244.92 | 32266.52         | 182513.25 |
| 2017-18 | 143696.11 | 8051.73  | 42844.14         | 194591.98 |
| 2018-19 | 147534.20 | 12775.59 | 48650.38         | 208960.17 |
| 2019-20 | 154469.85 | 21971.55 | 49303.30         | 225744.70 |

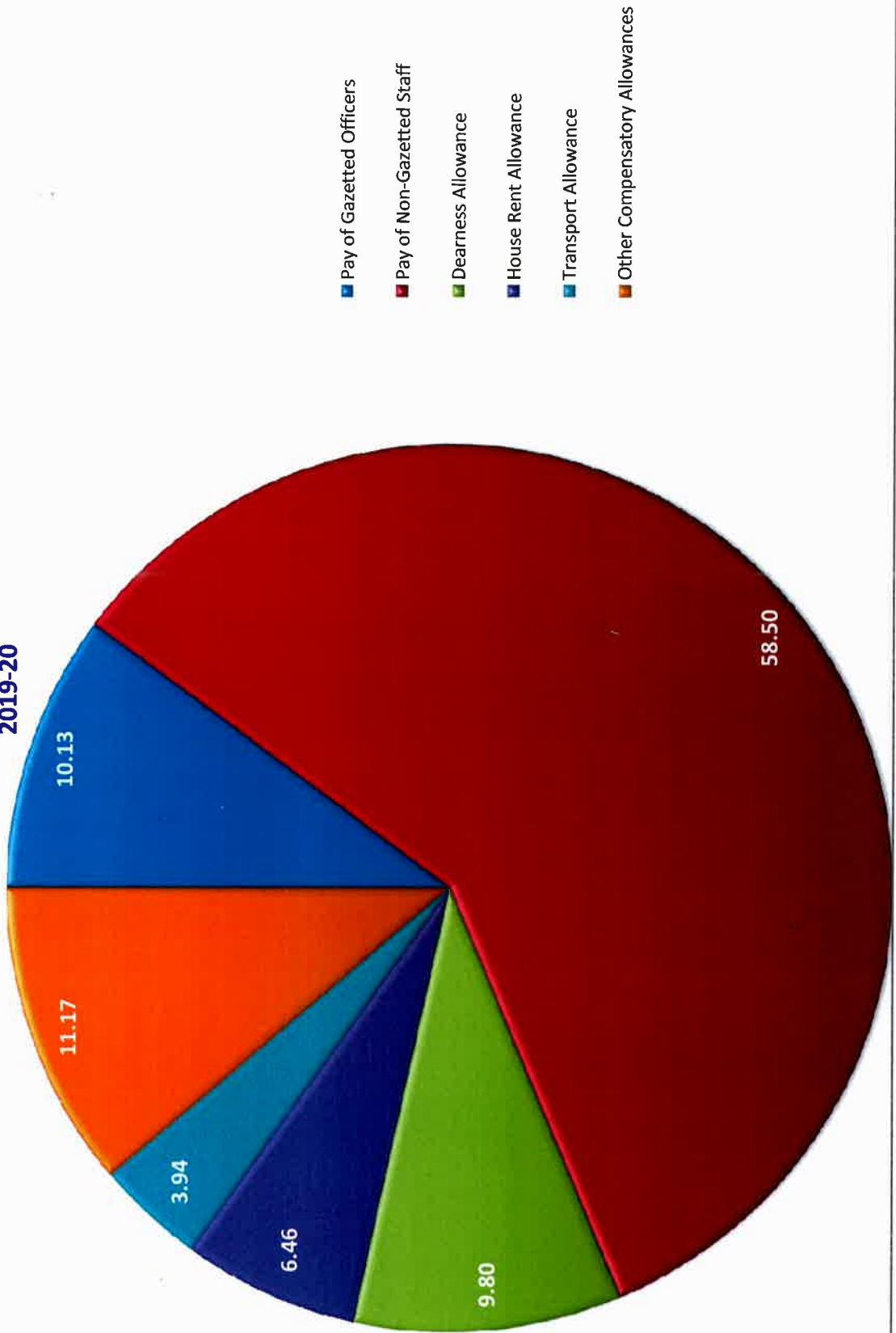


### Share of Major Components in Total Expenditure (in %)



| <b>SHARE OF MAJOR COMPONENTS IN TOTAL EXPENDITURE OF CENTRAL GOVERNMENT CIVILIAN EMPLOYEES INCLUDING EMPLOYEES OF THE UNION TERRITORIES AND MISSIONS ABROAD DURING THE LAST FIVE YEARS (EXPRESSED AS PERCENTAGE TO TOTAL)</b> |              |              |             |                         |               |
|---|--------------|--------------|-------------|-------------------------|---------------|
| <b>Year</b>   | <b>Pay</b>   | <b>DA</b>    | <b>HRA</b>  | <b>Other Allowances</b> | <b>Total</b>  |
| <b>2015-16</b>  | <b>36.77</b> | <b>42.86</b> | <b>4.15</b> | <b>16.22</b>            | <b>100.00</b> |
| <b>2016-17</b>  | <b>65.75</b> | <b>16.57</b> | <b>3.42</b> | <b>14.26</b>            | <b>100.00</b> |
| <b>2017-18</b>  | <b>73.84</b> | <b>4.14</b>  | <b>6.07</b> | <b>15.95</b>            | <b>100.00</b> |
| <b>2018-19</b>  | <b>71.19</b> | <b>6.16</b>  | <b>6.80</b> | <b>15.85</b>            | <b>100.00</b> |
| <b>2019-20</b>  | <b>68.43</b> | <b>9.73</b>  | <b>6.42</b> | <b>15.42</b>            | <b>100.00</b> |

Percentage Distribution of Expenditure incurred on different components of pay and allowances of the Central Government Employee including employees of UTs excluding Missions Abroad during 2019-20



**COMPONENT-WISE BREAK UP OF EXPENDITURE ON PAY AND ALLOWANCES OF THE  
CENTRAL GOVERNMENT CIVILIAN EMPLOYEES INCLUDING EMPLOYEES OF  
UNION TERRITORIES (EXCLUDING MISSIONS ABROAD )DURING THE LAST FIVE YEARS**

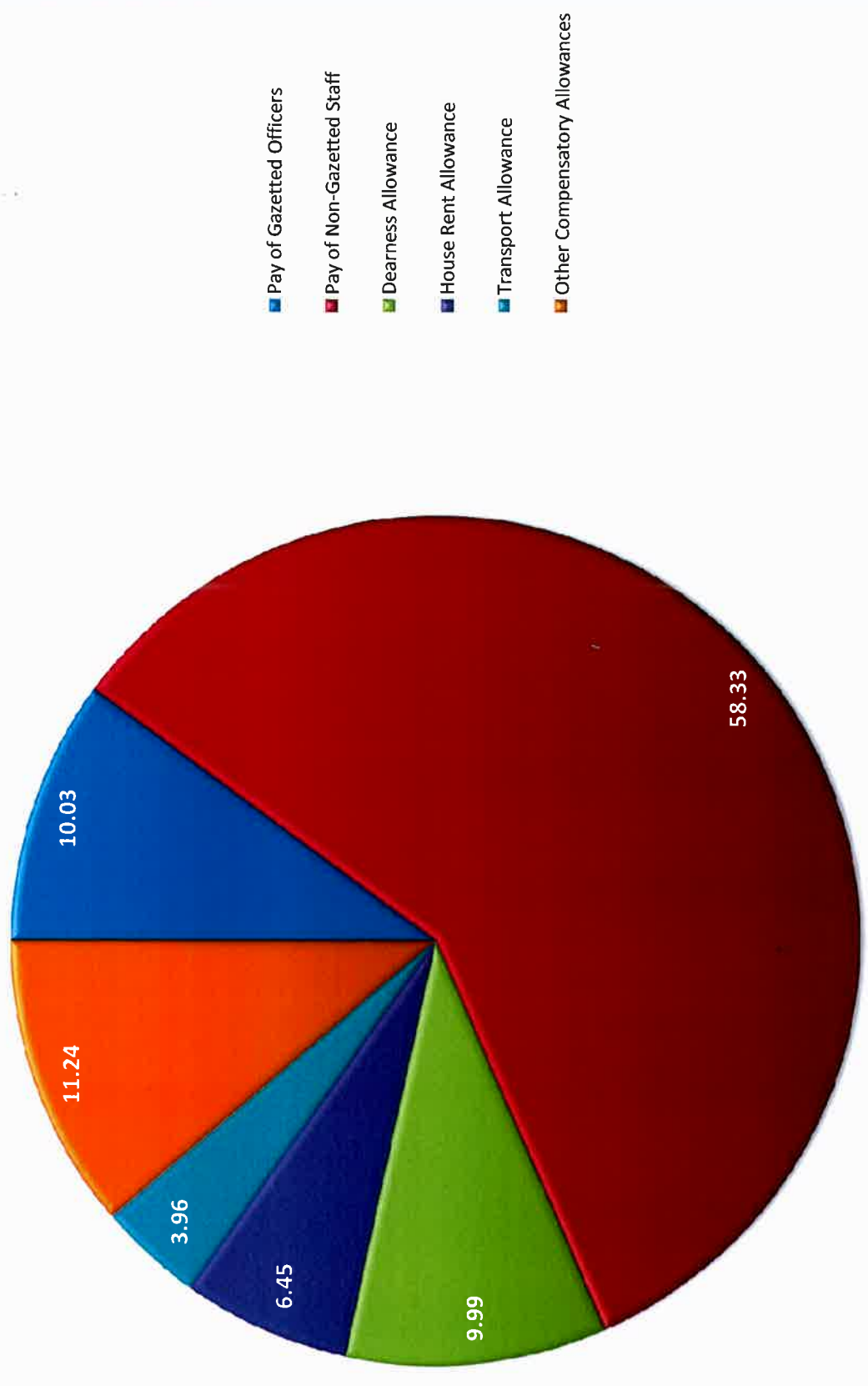
(₹ in crore)

| S.No. | Pay/Allowances                     | 2015-16          | 2016-17          | 2017-18          | 2018-19          | 2019-20          |
|-------|------------------------------------|------------------|------------------|------------------|------------------|------------------|
| 1     | 2                                  | 3                | 4                | 5                | 6                | 7                |
| 1     | Pay of Gazetted Officers           | 7541.31          | 17103.85         | 21102.12         | 22868.33         | 22714.47         |
| 2     | Pay of Non-Gazetted Staff          | 47621.38         | 102897.96        | 122593.99        | 124665.87        | 131187.76        |
| 3     | Dearness Allowance                 | 64304.33         | 30244.92         | 8051.73          | 12775.59         | 21971.55         |
|       | <b>Sub-Total (i)</b>               | <b>119467.02</b> | <b>150246.73</b> | <b>151747.84</b> | <b>160309.79</b> | <b>175873.78</b> |
| 1     | House Rent Allowance               | 6225.14          | 6253.93          | 11813.19         | 14105.53         | 14487.00         |
| 2     | Overtime Allowance                 | 1674.40          | 1725.14          | 2049.16          | 2175.57          | 1668.88          |
| 3     | Transport Allowance                | 6250.71          | 6585.42          | 7842.59          | 8214.01          | 8839.07          |
| 4     | Spl. Pay & Deput. (Duty) Allowance | 235.69           | 246.08           | 297.01           | 428.88           | 189.23           |
| 5     | Composite Hill Compen. Allowance   | 301.16           | 312.03           | 333.34           | 0.00             | 0.00             |
| 6     | Children Education Allowance       | 1886.92          | 1976.88          | 2225.23          | 2488.02          | 3881.96          |
| 7     | Reimbursement of Medical Charges   | 1012.35          | 1056.24          | 1221.91          | 1395.36          | 1259.29          |
| 8     | Leave Travel Concession            | 938.93           | 996.46           | 1201.18          | 1759.02          | 1149.98          |
| 9     | Other Compensatory Allowances      | 12036.25         | 13114.34         | 15860.53         | 16373.65         | 16899.80         |
|       | <b>Sub-Total (ii)</b>              | <b>30561.55</b>  | <b>32266.52</b>  | <b>42844.14</b>  | <b>46940.04</b>  | <b>48375.21</b>  |
|       | <b>Grand Total (i) + (ii)</b>      | <b>150028.57</b> | <b>182513.25</b> | <b>194591.98</b> | <b>207249.83</b> | <b>224248.99</b> |
|       | <b>Travelling Allowance</b>        | <b>4897.67</b>   | <b>4898.48</b>   | <b>5153.52</b>   | <b>6090.25</b>   | <b>5965.09</b>   |

Note: This does not include the expenditure incurred on Productivity Linked Bonus/Ad hoc Bonus, Honorarium and Encashment of Earned Leave.



**Percentage Distribution of Expenditure incurred on different components of pay and allowances of the Central Government employee including mission abroad (excluding employees of UTs) during 2019-20**



**COMPONENT-WISE BREAK UP-OF EXPENDITURE ON PAY AND ALLOWANCES OF THE  
CENTRAL GOVERNMENT CIVILIAN EMPLOYEES INCLUDING MISSION ABROAD (EXCLUDING  
EMPLOYEES OF UNION TERRITORIES) DURING THE LAST FIVE YEARS**

(₹ in crore)

| S.No. | Pay/Allowances                     | 2015-16          | 2016-17          | 2017-18          | 2018-19          | 2019-20          |
|-------|------------------------------------|------------------|------------------|------------------|------------------|------------------|
| 1     | 2                                  | 3                | 4                | 5                | 6                | 7                |
| 1     | Pay of Gazetted Officers           | 7273.92          | 16635.15         | 20515.77         | 22374.64         | 22189.16         |
| 2     | Pay of Non-Gazetted Staff          | 46623.24         | 100899.93        | 120150.03        | 122539.05        | 128996.73        |
| 3     | Dearness Allowance                 | 62834.35         | 29601.58         | 7895.99          | 13064.07         | 22101.42         |
|       | <b>Sub-Total (i)</b>               | <b>116731.51</b> | <b>147136.66</b> | <b>148561.79</b> | <b>157977.76</b> | <b>173287.31</b> |
| 1     | House Rent Allowance               | 6063.49          | 6084.38          | 11607.66         | 13885.97         | 14267.22         |
| 2     | Overtime Allowance                 | 1666.72          | 1719.18          | 2038.87          | 2172.62          | 1665.90          |
| 3     | Transport Allowance                | 6186.05          | 6519.10          | 7757.07          | 8129.93          | 8753.31          |
| 4     | Spl. Pay & Deput. (Duty) Allowance | 231.76           | 241.94           | 294.47           | 425.88           | 186.20           |
| 5     | Composite Hill Compen. Allowance   | 301.16           | 312.03           | 333.34           | 0.00             | 0.00             |
| 6     | Children Education Allowance       | 1882.52          | 1972.14          | 2218.43          | 2667.94          | 4024.57          |
| 7     | Reimbursement of Medical Charges   | 972.42           | 1016.63          | 1179.81          | 1455.63          | 1299.60          |
| 8     | Leave Travel Concession            | 909.12           | 966.55           | 1164.45          | 1777.16          | 1158.34          |
| 9     | Other Compensatory Allowances      | 11701.63         | 12762.72         | 15373.60         | 15962.36         | 16524.01         |
|       | <b>Sub-Total (ii)</b>              | <b>29914.87</b>  | <b>31594.67</b>  | <b>41967.70</b>  | <b>46477.49</b>  | <b>47879.15</b>  |
|       | <b>Grand Total (i) + (ii)</b>      | <b>146646.38</b> | <b>178731.33</b> | <b>190529.49</b> | <b>204455.25</b> | <b>221166.46</b> |
|       | <b>Travelling Allowance</b>        | 4868.06          | 4873.15          | 5119.93          | 6258.00          | 5923.25          |

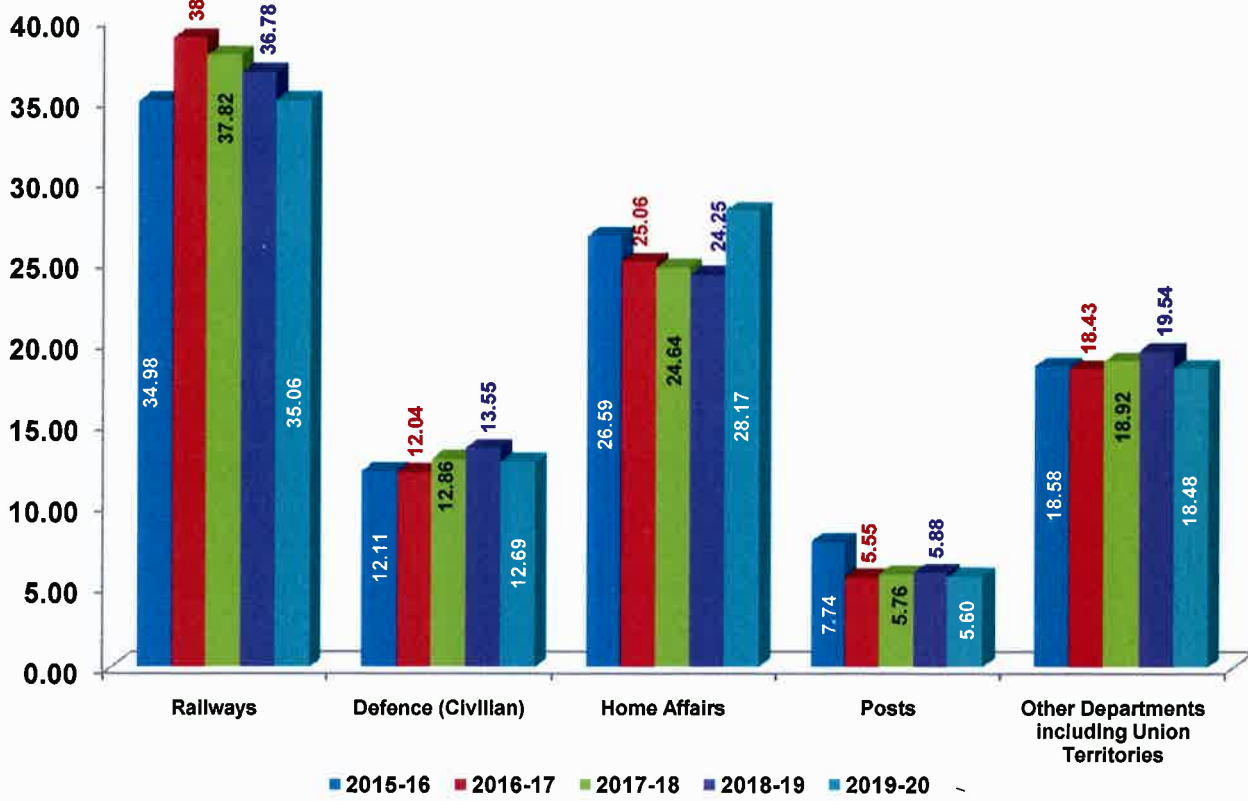
Note: (i) This does not include the expenditure incurred on Productivity Linked Bonus/Adhoc Bonus, Honorarium and Enchashment of Earned Leave.

## **CHAPTER - III**

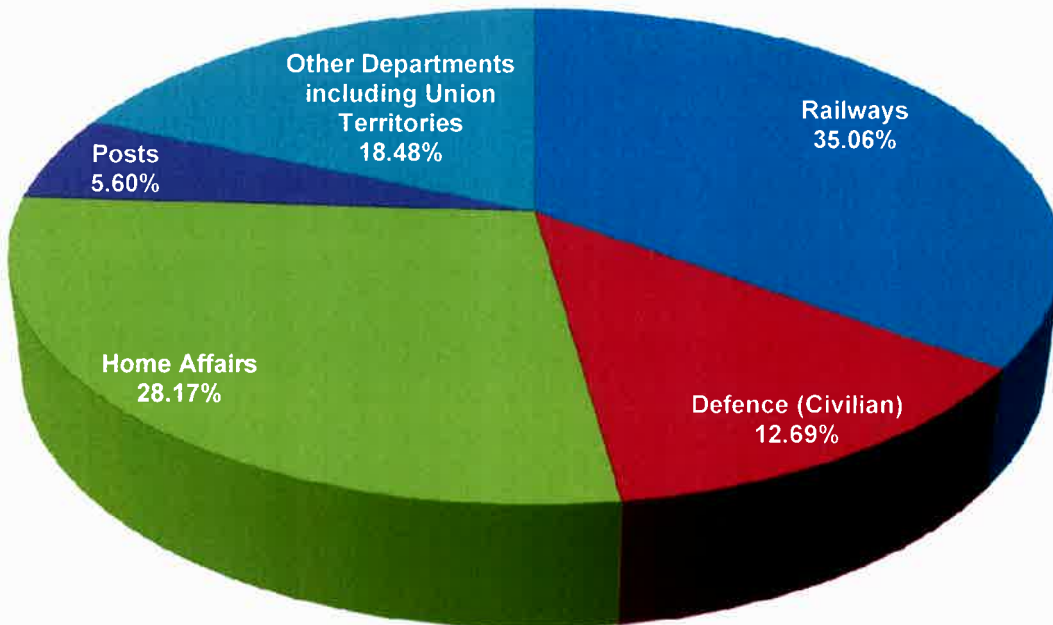
# **Components of Expenditure**

18

SHARE OF MAJOR MINISTRIES/DEPARTMENTS IN TOTAL EXPENDITURE(in %)



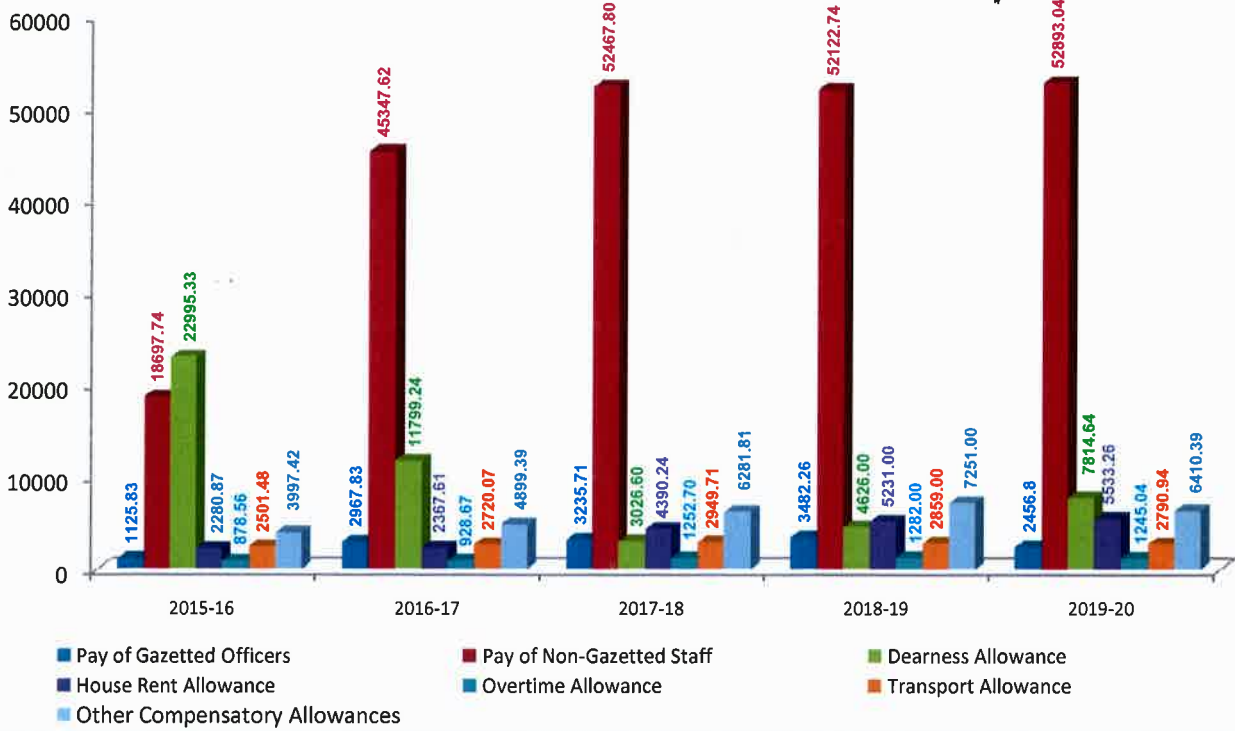
Share of Major Ministries/ Departments in Total Expenditure in 2019-20



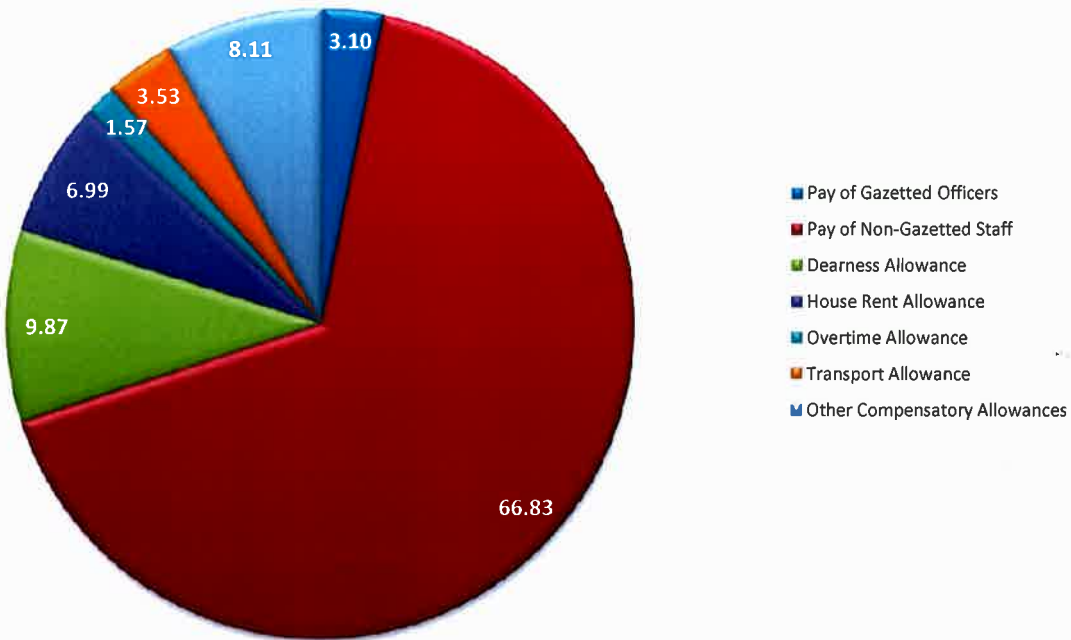
| <b>TOTAL EXPENDITURE ON PAY AND ALLOWANCES AND EXPENDITURE OF MAJOR MINISTRIES/ DEPARTMENTS DURING THE LAST FIVE YEARS</b> |                  |                 |                           |              |                     |
|--|------------------|-----------------|---------------------------|--------------|---------------------|
|  |                  |                 |                           |              | (₹ in crore)        |
| <b>Year</b>  | <b>All India</b> | <b>Railways</b> | <b>Defence (Civilian)</b> | <b>Posts</b> | <b>Home Affairs</b> |
| 2015-16  | 150028.57        | 52477.23        | 18173.93                  | 11619.14     | 39898.98            |
| 2016-17  | 182513.25        | 71030.43        | 21975                     | 10135.5      | 45744.32            |
| 2017-18  | 194591.98        | 73604.57        | 25017.67                  | 11200.16     | 47940.14            |
| 2018-19  | 208960.17        | 76854.00        | 28304.75                  | 12279.86     | 50678.95            |
| 2019-20  | 225744.70        | 79144.11        | 28638.36                  | 12644.97     | 63583.07            |

| <b>SHARE OF MAJOR MINISTRIES/DEPARTMENTS IN TOTAL EXPENDITURE DURING LAST FIVE YEARS (Expressed as percentage to total)</b> |                 |                           |                     |              |  |               |
|---|-----------------|---------------------------|---------------------|--------------|--|---------------|
| <b>Year</b>   | <b>Railways</b> | <b>Defence (Civilian)</b> | <b>Home Affairs</b> | <b>Posts</b> | <b>Other Departments including Union Territories</b> | <b>Total</b>  |
| <b>2015-16</b>  | 34.98           | 12.11                     | 26.59               | 7.74         | 18.58  | <b>100.00</b> |
| <b>2016-17</b>  | 38.92           | 12.04                     | 25.06               | 5.55         | 18.43  | <b>100.00</b> |
| <b>2017-18</b>  | 37.82           | 12.86                     | 24.64               | 5.76         | 18.92  | <b>100.00</b> |
| <b>2018-19</b>  | 36.78           | 13.55                     | 24.25               | 5.88         | 19.54  | <b>100.00</b> |
| <b>2019-20</b>  | 35.06           | 12.69                     | 28.17               | 5.60         | 18.48  | <b>100.00</b> |

**Expenditure on Pay and Allowances of the Employees of M/o Railways  
(Rs. Crore)**



**Percentage distribution Expenditure on Pay and Allowances of The Employees of M/o Railways during 2019-20**



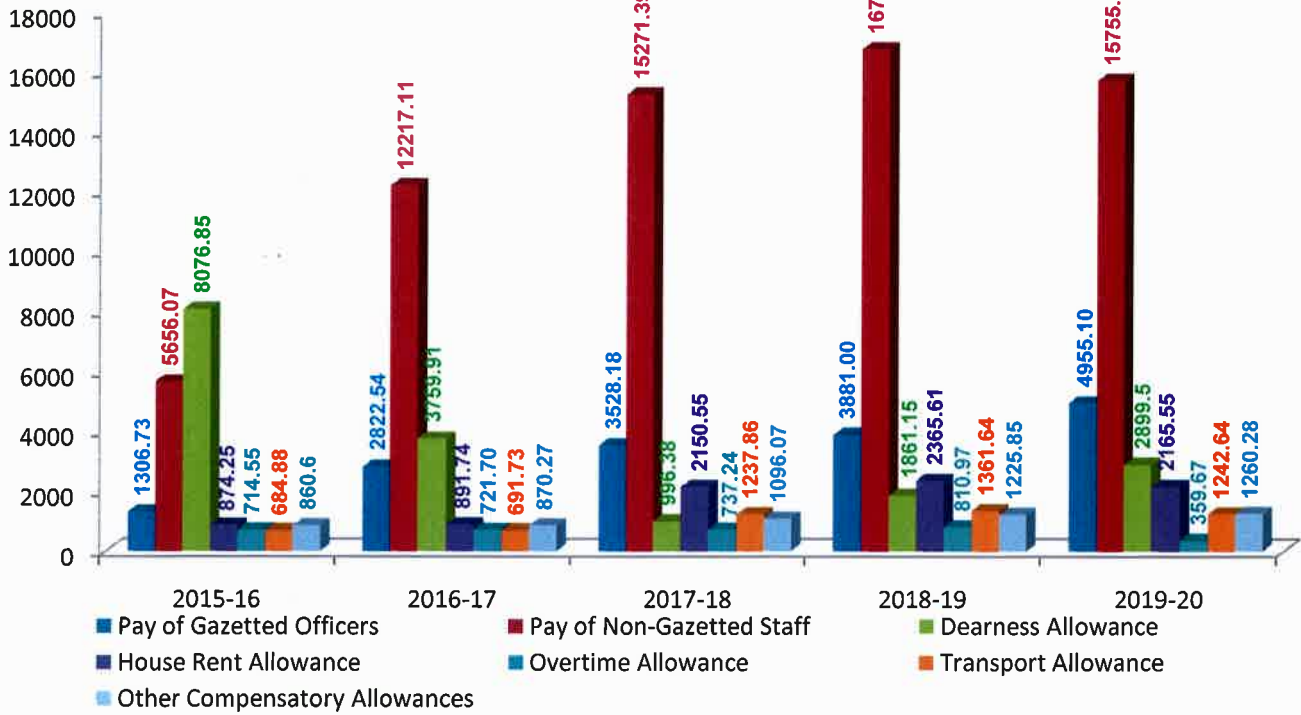
## EXPENDITURE ON PAY AND ALLOWANCES OF THE EMPLOYEES OF M/o RAILWAYS

(₹ in crore)

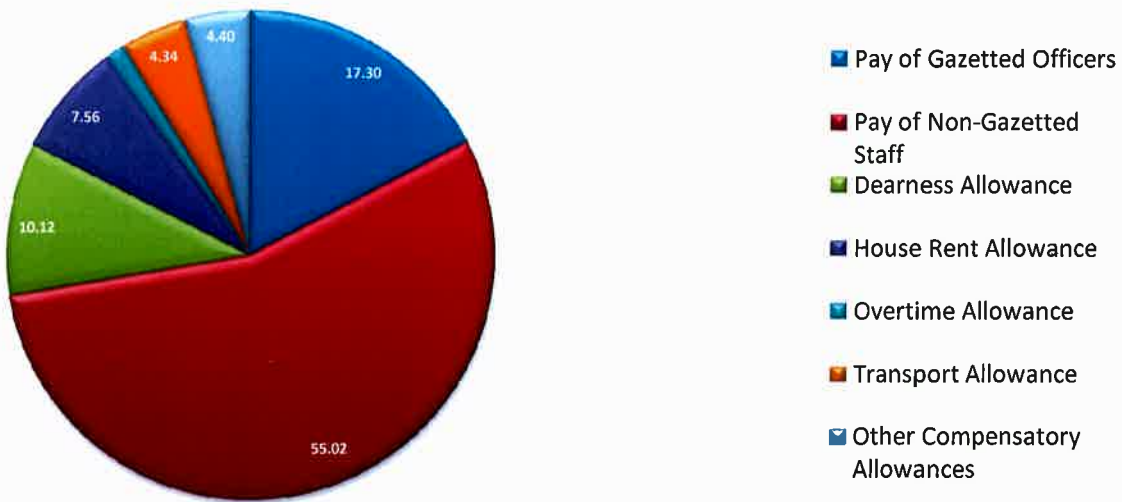
| Sl. No. | Pay/Allowances                         | 2015-16         | 2016-17         | 2017-18         | 2018-19         | 2019-20         |
|---------|--|-----------------|-----------------|-----------------|-----------------|-----------------|
| 1       | 2                                      | 3               | 4               | 5               | 6               | 7               |
| 1       | Pay of Gazetted Officers               | 1125.83         | 2967.83         | 3235.71         | 3482.26         | 2456.80         |
| 2       | Pay of Non-Gazetted Staff              | 18697.74        | 45347.62        | 52467.80        | 52122.74        | 52893.04        |
| 3       | Dearness Allowance                     | 22995.33        | 11799.24        | 3026.60         | 4626.00         | 7814.64         |
|         | <b>Sub-Total (i)</b>                   | <b>42818.9</b>  | <b>60114.69</b> | <b>58730.11</b> | <b>60231.00</b> | <b>63164.48</b> |
| 1       | House Rent Allowance                   | 2280.87         | 2367.61         | 4390.24         | 5231.00         | 5533.26         |
| 2       | Overtime Allowance                     | 878.56          | 928.67          | 1252.70         | 1282.00         | 1245.04         |
| 3       | Transport Allowance                    | 2501.48         | 2720.07         | 2949.71         | 2859.00         | 2790.94         |
| 4       | Special Pay and Deput.(Duty) Allowance | 41.04           | 44.28           | 47.34           | 110.64          | 37.2            |
| 5       | Composite Hill Compensatory Allowance  | 0.80            | 1.98            | 1.95            | 0.00            | 0.00            |
| 6       | Children Education Allowance           | 641.69          | 753.96          | 917.44          | 1069.13         | 1719.74         |
| 7       | Reimbursement of Medical Charges       | 74.29           | 88.46           | 115.15          | 391.04          | 335.32          |
| 8       | Leave Travel Concession #              | 167.88          | 167.64          | 256.86          | 534.03          | 231.52          |
| 9       | Other Compensatory Allowances          | 3071.72         | 3843.07         | 4943.07         | 5146.16         | 4086.61         |
|         | <b>Sub - Total ( ii )</b>              | <b>9658.33</b>  | <b>10915.74</b> | <b>14874.46</b> | <b>16623.00</b> | <b>15979.63</b> |
|         | <b>Grand Total ( i ) + ( ii )</b>      | <b>52477.23</b> | <b>71030.43</b> | <b>73604.57</b> | <b>76854.00</b> | <b>79144.11</b> |
|         | Travelling Allowance                   | 1393.65         | 1410.88         | 1706.10         | 2399.00         | 2021.00         |

# The Employees of Railways get free passes.

**Expenditure on Pay And Allowances of The Civilian Employees of M/O Defence (Civil) (in Rs. Crore)**



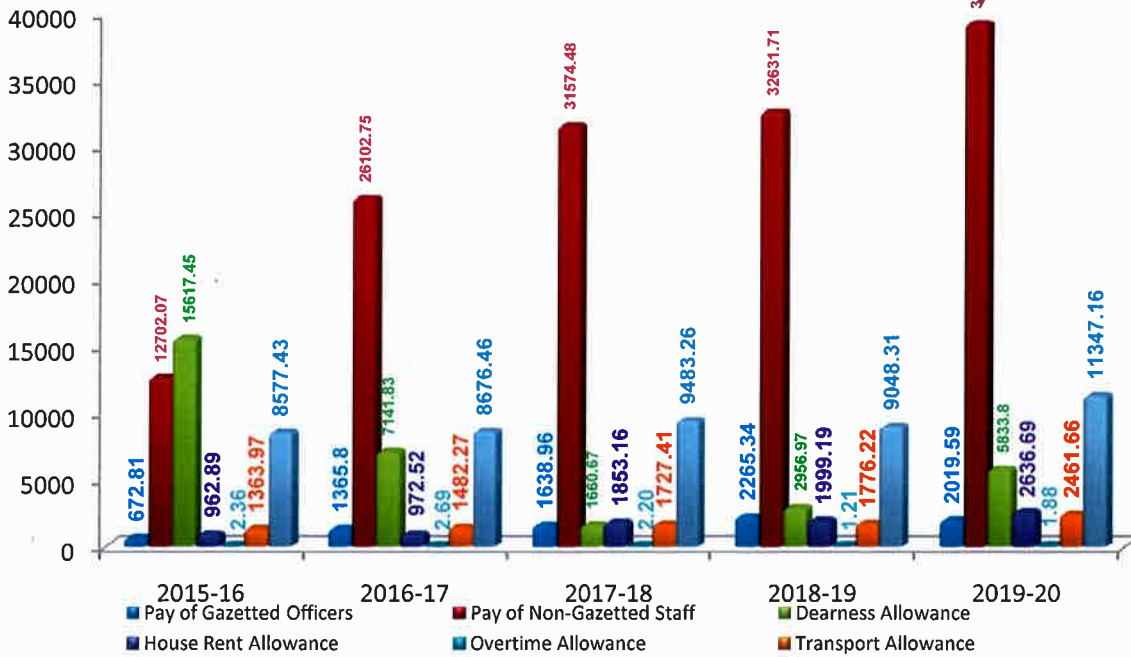
**Percentage of Expenditure on Pay and Allowances of the Civilian Employees of M/O Defence (Civil) (in %)**



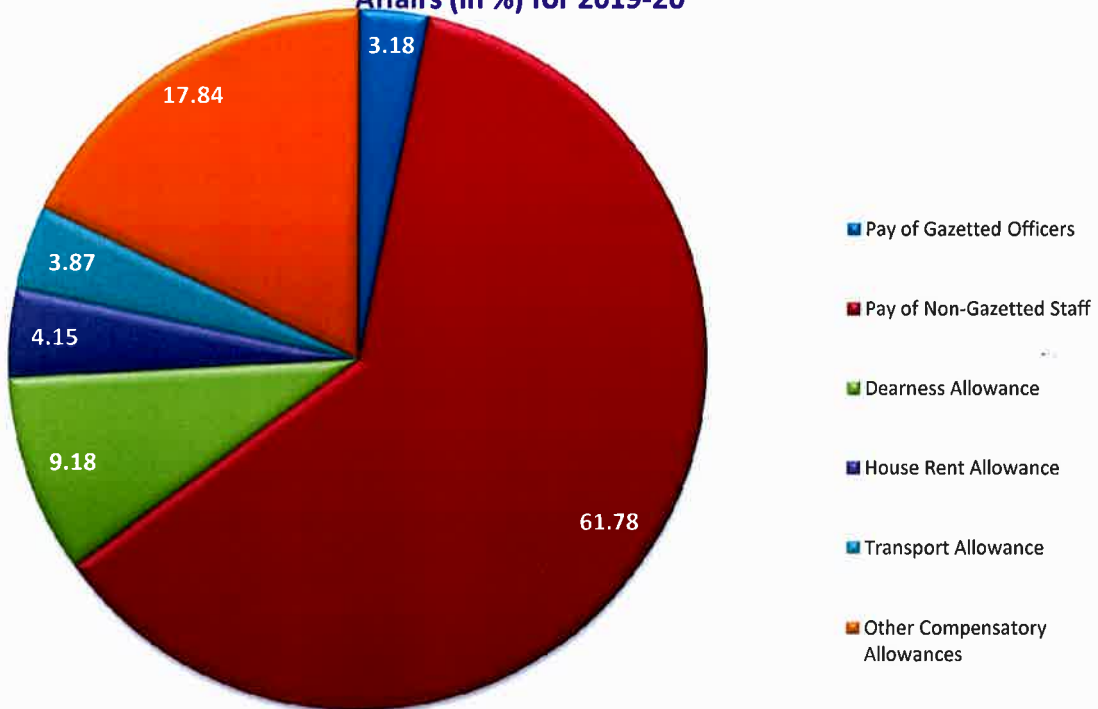


| EXPENDITURE ON PAY AND ALLOWANCES OF THE CIVILIAN EMPLOYEES OF M/o DEFENCE<br>(CIVIL) |  |                 |                 |                 |                 |                 |
|---|--|-----------------|-----------------|-----------------|-----------------|-----------------|
| (₹ in crore)  |  |                 |                 |                 |                 |                 |
| Sl. No.   | Pay/Allowances                         | 2015-16         | 2016-17         | 2017-18         | 2018-19         | 2019-20         |
| (1)   | (2)                                    | (3)             | (4)             | (5)             | (6)             | (7)             |
| 1   | Pay of Gazetted Officers               | 1306.73         | 2822.54         | 3528.18         | 3881.00         | 4955.10         |
| 2   | Pay of Non-Gazetted Staff              | 5656.07         | 12217.11        | 15271.39        | 16798.53        | 15755.62        |
| 3   | Dearness Allowance                     | 8076.85         | 3759.91         | 996.38          | 1861.15         | 2899.5          |
|   | <b>Sub-Total (i)</b>                   | <b>15039.65</b> | <b>18799.56</b> | <b>19795.95</b> | <b>22540.68</b> | <b>23610.22</b> |
| 1   | House Rent Allowance                   | 874.25          | 891.74          | 2150.55         | 2365.61         | 2165.55         |
| 2   | Overtime Allowance                     | 714.55          | 721.70          | 737.24          | 810.97          | 359.67          |
| 3   | Transport Allowance                    | 684.88          | 691.73          | 1237.86         | 1361.64         | 1242.64         |
| 4   | Special Pay and Deput.(Duty) Allowance | 87.45           | 89.20           | 104.51          | 148.65          | 10.57           |
| 5   | Composite Hill Compensatory Allowance  | 19.71           | 20.10           | 21.91           | 0.00            | 0.00            |
| 6   | Children Education Allowance           | 149.51          | 151.01          | 182.48          | 211.30          | 495.83          |
| 7   | Reimbursement of Medical Charges       | 173.24          | 174.97          | 194.94          | 214.44          | 129.96          |
| 8   | Leave Travel Concession                | 126.23          | 127.49          | 195.90          | 215.49          | 205.46          |
| 9   | Other Compensatory Allowances          | 304.46          | 307.50          | 396.33          | 435.97          | 418.46          |
|   | <b>Sub - Total (ii)</b>                | <b>3134.28</b>  | <b>3175.44</b>  | <b>5221.72</b>  | <b>5764.07</b>  | <b>5028.14</b>  |
|   | <b>Grand Total (i) + (ii)</b>          | <b>18173.93</b> | <b>21975</b>    | <b>25017.67</b> | <b>28304.75</b> | <b>28638.36</b> |
|   | Travelling Allowance                   | 332.94          | 330.00          | 335.20          | 290.41          | 290.41          |

**EXPENDITURE ON PAY AND ALLOWANCES OF THE EMPLOYEES OF MINISTRY OF HOME AFFAIRS (in Rs. Crore)**



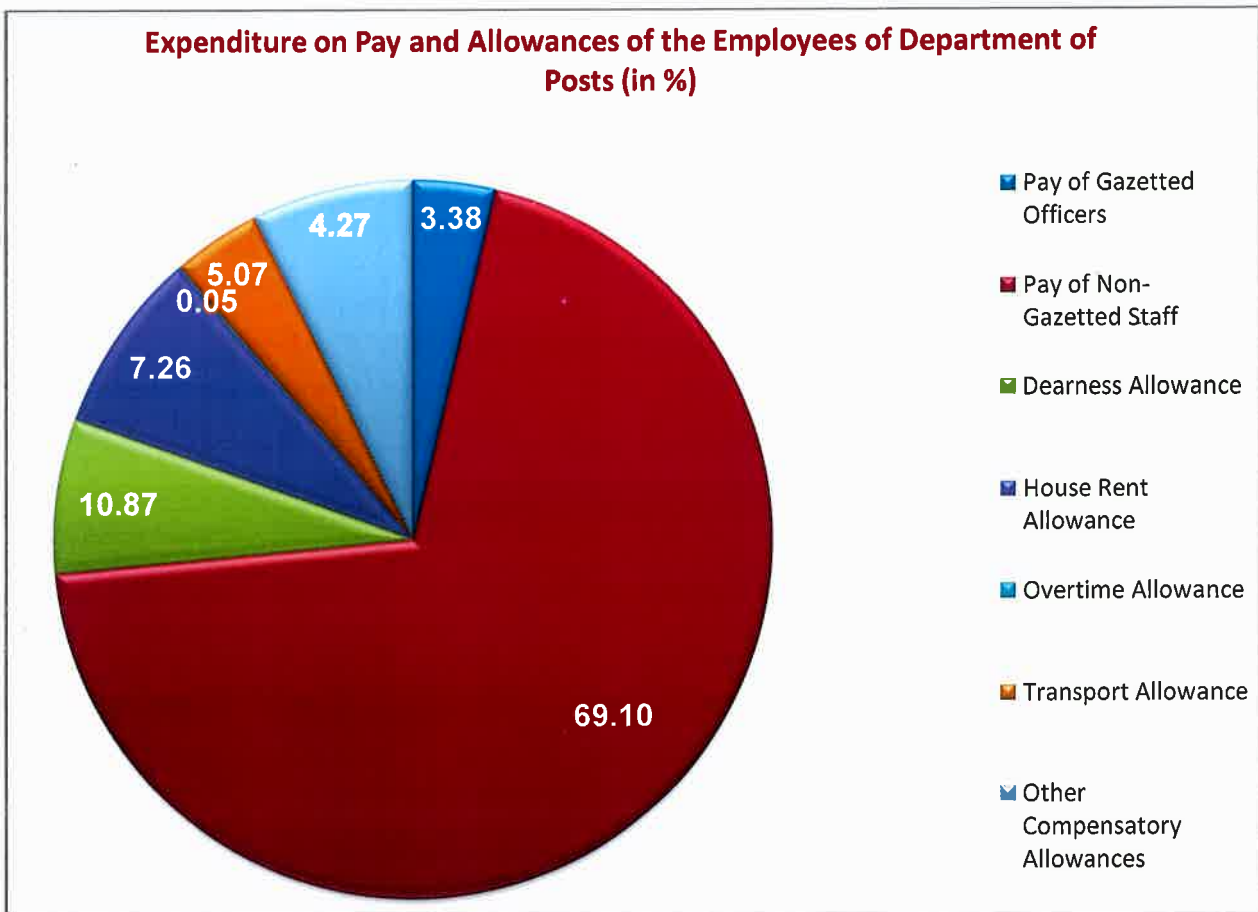
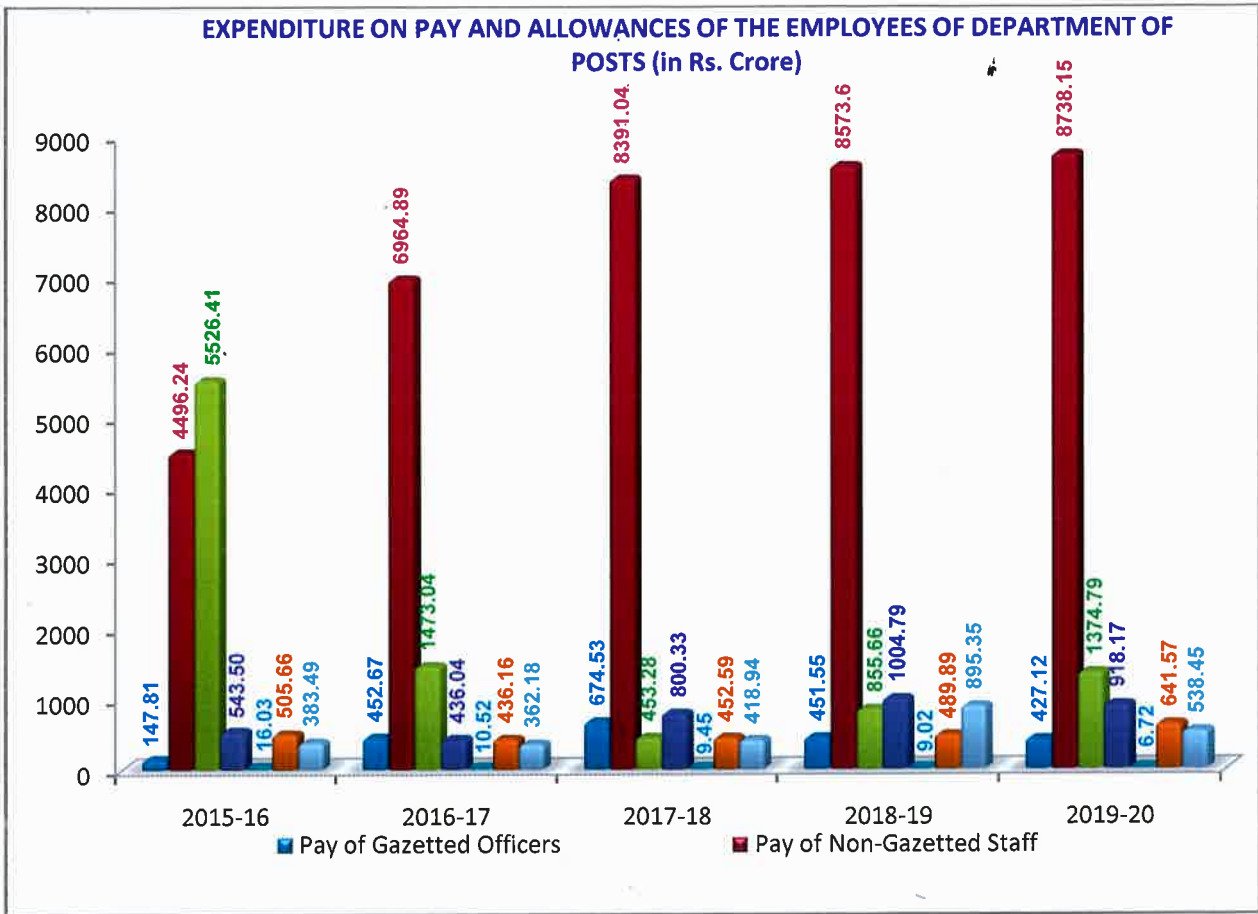
**Expenditure on Pay and Allowances of the Employees of Ministry of Home Affairs (in %) for 2019-20**



## EXPENDITURE ON PAY AND ALLOWANCES OF THE EMPLOYEES OF MINISTRY OF HOME AFFAIRS

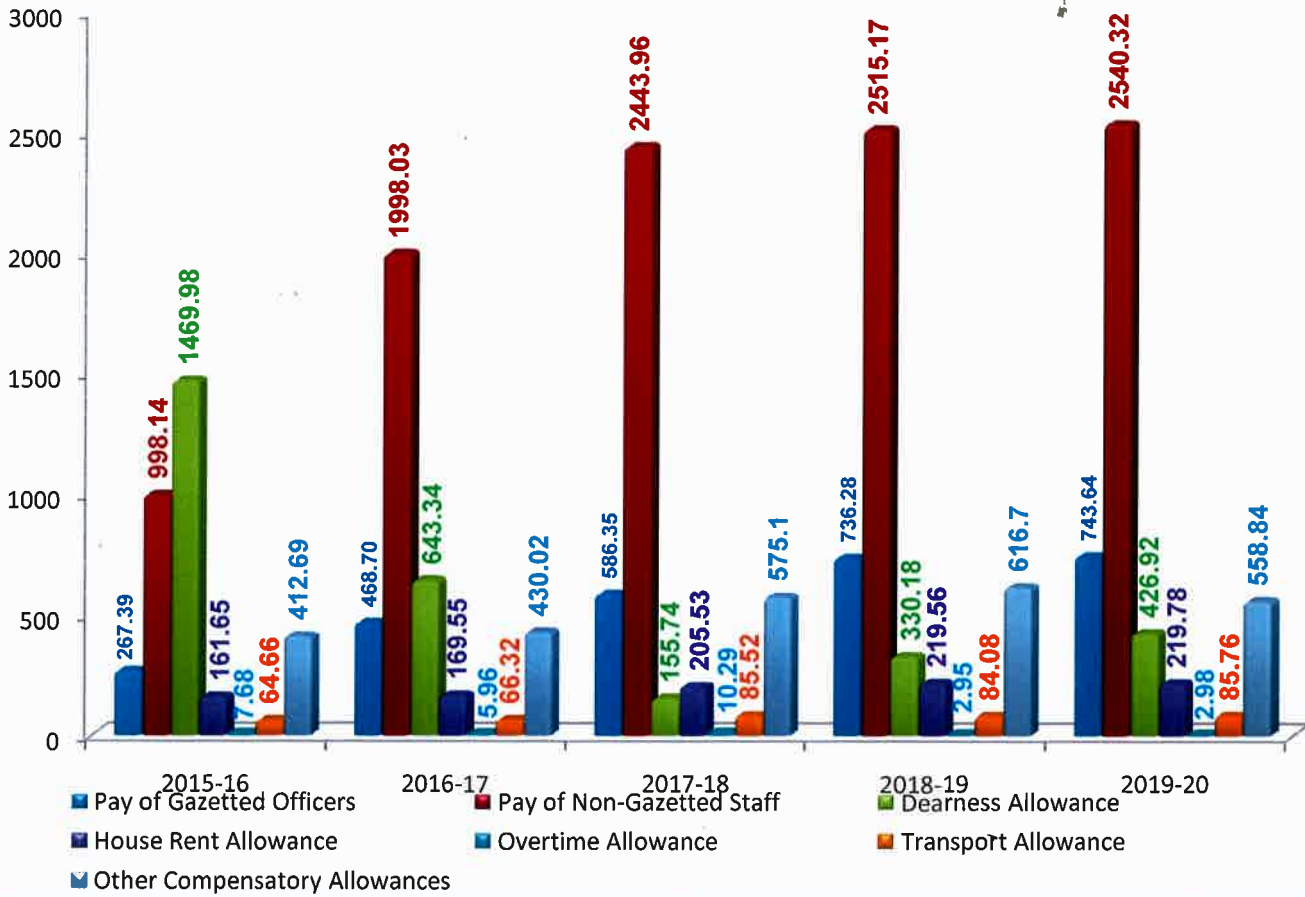
(₹ in crore)

| Sl. No. | Pay/Allowances                         | 2015-16         | 2016-17         | 2017-18         | 2018-19         | 2019-20         |
|---------|--|-----------------|-----------------|-----------------|-----------------|-----------------|
| (1)     | (2)                                    | (3)             | (4)             | (5)             | (6)             | (7)             |
| 1       | Pay of Gazetted Officers               | 672.81          | 1365.8          | 1638.96         | 2265.34         | 2019.59         |
| 2       | Pay of Non-Gazetted Staff              | 12702.07        | 26102.75        | 31574.48        | 32631.71        | 39282.29        |
| 3       | Dearness Allowance                     | 15617.45        | 7141.83         | 1660.67         | 2956.97         | 5833.8          |
|         | <b>Sub-Total (i)</b>                   | <b>28992.33</b> | <b>34610.38</b> | <b>34874.11</b> | <b>37854.02</b> | <b>47135.68</b> |
| 1       | House Rent Allowance                   | 962.89          | 972.52          | 1853.16         | 1999.19         | 2636.69         |
| 2       | Overtime Allowance                     | 2.36            | 2.69            | 2.20            | 1.21            | 1.88            |
| 3       | Transport Allowance                    | 1363.97         | 1482.27         | 1727.41         | 1776.22         | 2461.66         |
| 4       | Special Pay and Deput.(Duty) Allowance | 71.45           | 72.88           | 105.36          | 124.43          | 79.4            |
| 5       | Composite Hill Compensatory Allowance  | 267.37          | 272.72          | 297.26          | 0               | 0               |
| 6       | Children Education Allowance           | 606.12          | 618.24          | 673.88          | 701.04          | 1085.48         |
| 7       | Reimbursement of Medical Charges       | 224.82          | 229.32          | 249.96          | 202.45          | 188.99          |
| 8       | Leave Travel Concession                | 155.52          | 158.63          | 172.91          | 187.1           | 99.58           |
| 9       | Other Compensatory Allowances          | 7252.15         | 7324.67         | 7983.89         | 7833.29         | 9893.71         |
|         | <b>Sub - Total ( ii )</b>              | <b>10906.65</b> | <b>11133.94</b> | <b>13066.03</b> | <b>12824.93</b> | <b>16447.39</b> |
|         | <b>Grand Total ( i ) + ( ii )</b>      | <b>39898.98</b> | <b>45744.32</b> | <b>47940.14</b> | <b>50678.95</b> | <b>63583.07</b> |
|         | Travelling Allowance                   | 2068.78         | 2078.39         | 1900.55         | 2071.06         | 2271.99         |

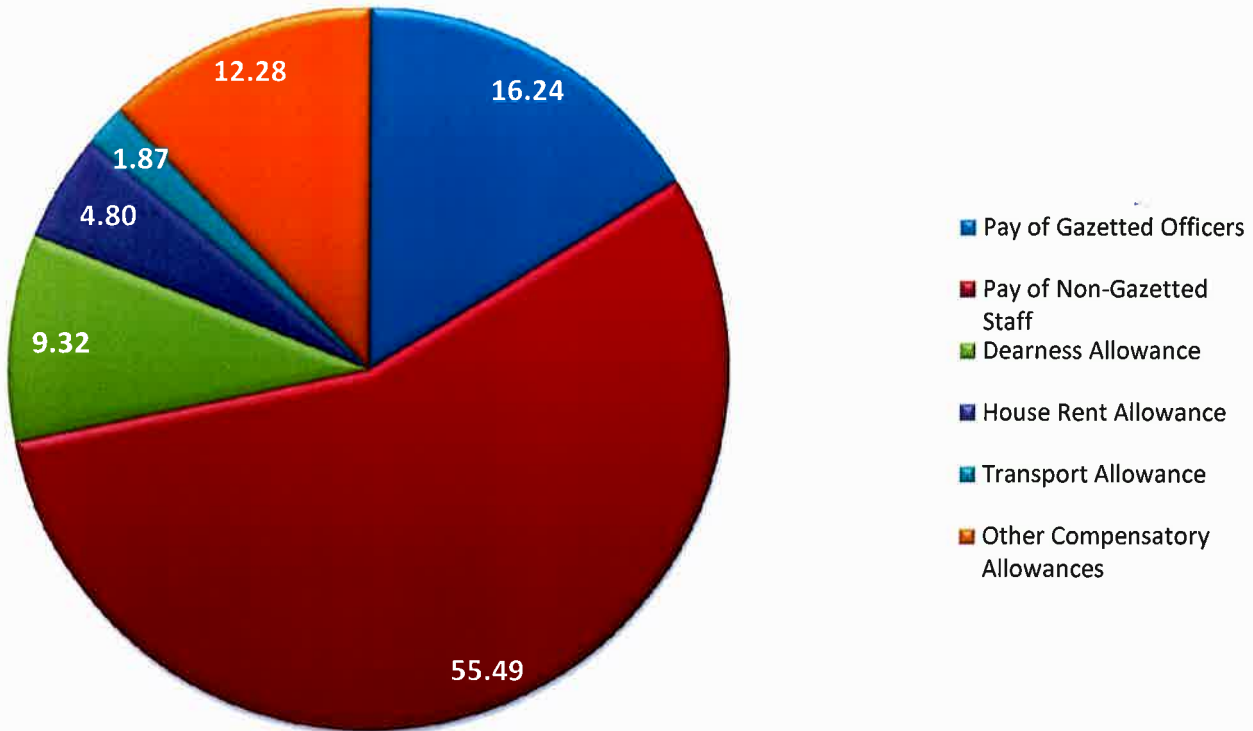


| EXPENDITURE ON PAY AND ALLOWANCES OF THE EMPLOYEES OF DEPARTMENT OF POSTS |  |                 |                 |                 |                 |                 |
|---|--|-----------------|-----------------|-----------------|-----------------|-----------------|
| (₹ in crore)  |  |                 |                 |                 |                 |                 |
| Sl. No.   | Pay/Allowances                         | 2015-16         | 2016-17         | 2017-18         | 2018-19         | 2019-20         |
| (1)   | (2)                                    | (3)             | (4)             | (5)             | (6)             | (7)             |
| 1   | Pay of Gazetted Officers               | 147.81          | 452.67          | 674.53          | 451.55          | 427.12          |
| 2   | Pay of Non-Gazetted Staff              | 4496.24         | 6964.89         | 8391.04         | 8573.60         | 8738.15         |
| 3   | Dearness Allowance                     | 5526.41         | 1473.04         | 453.28          | 855.66          | 1374.79         |
|   | <b>Sub-Total (i)</b>                   | <b>10170.46</b> | <b>8890.60</b>  | <b>9518.85</b>  | <b>9880.81</b>  | <b>10540.06</b> |
| 1   | House Rent Allowance                   | 543.50          | 436.04          | 800.33          | 1004.79         | 918.17          |
| 2   | Overtime Allowance                     | 16.03           | 10.52           | 9.45            | 9.02            | 6.72            |
| 3   | Transport Allowance                    | 505.66          | 436.16          | 452.59          | 489.89          | 641.57          |
| 4   | Special Pay and Deput.(Duty) Allowance | 4.36            | 6.99            | 3.13            | 4.14            | 5.58            |
| 5   | Composite Hill Compensatory Allowance  | 4.19            | 6.50            | 3.33            | 0.00            | 0.00            |
| 6   | Children Education Allowance           | 99.93           | 82.95           | 84.94           | 146.87          | 159.02          |
| 7   | Reimbursement of Medical Charges       | 59.27           | 53.68           | 59.49           | 67.58           | 50.91           |
| 8   | Leave Travel Concession                | 58.49           | 52.34           | 73.42           | 99.33           | 170.58          |
| 9   | Other Compensatory Allowances          | 157.25          | 159.72          | 194.63          | 577.43          | 152.36          |
|   | <b>Sub - Total ( ii )</b>              | <b>1448.68</b>  | <b>1244.90</b>  | <b>1681.31</b>  | <b>2399.05</b>  | <b>2104.91</b>  |
|   | <b>Grand Total ( i ) + ( ii )</b>      | <b>11619.14</b> | <b>10135.50</b> | <b>11200.16</b> | <b>12279.86</b> | <b>12644.97</b> |
|   | <b>Travelling Allowance</b>            | 81.50           | 69.45           | 108.88          | 153.80          | 153.80          |

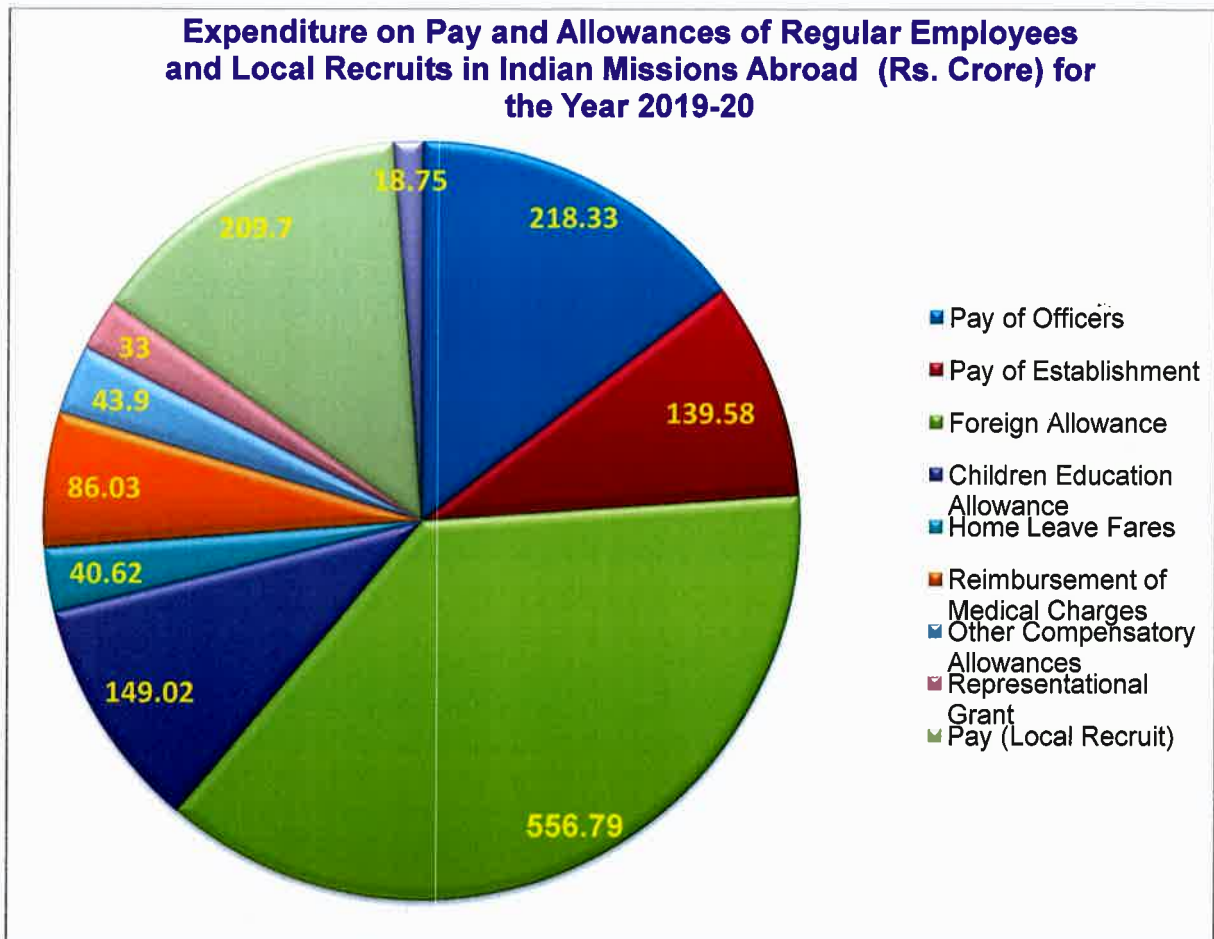
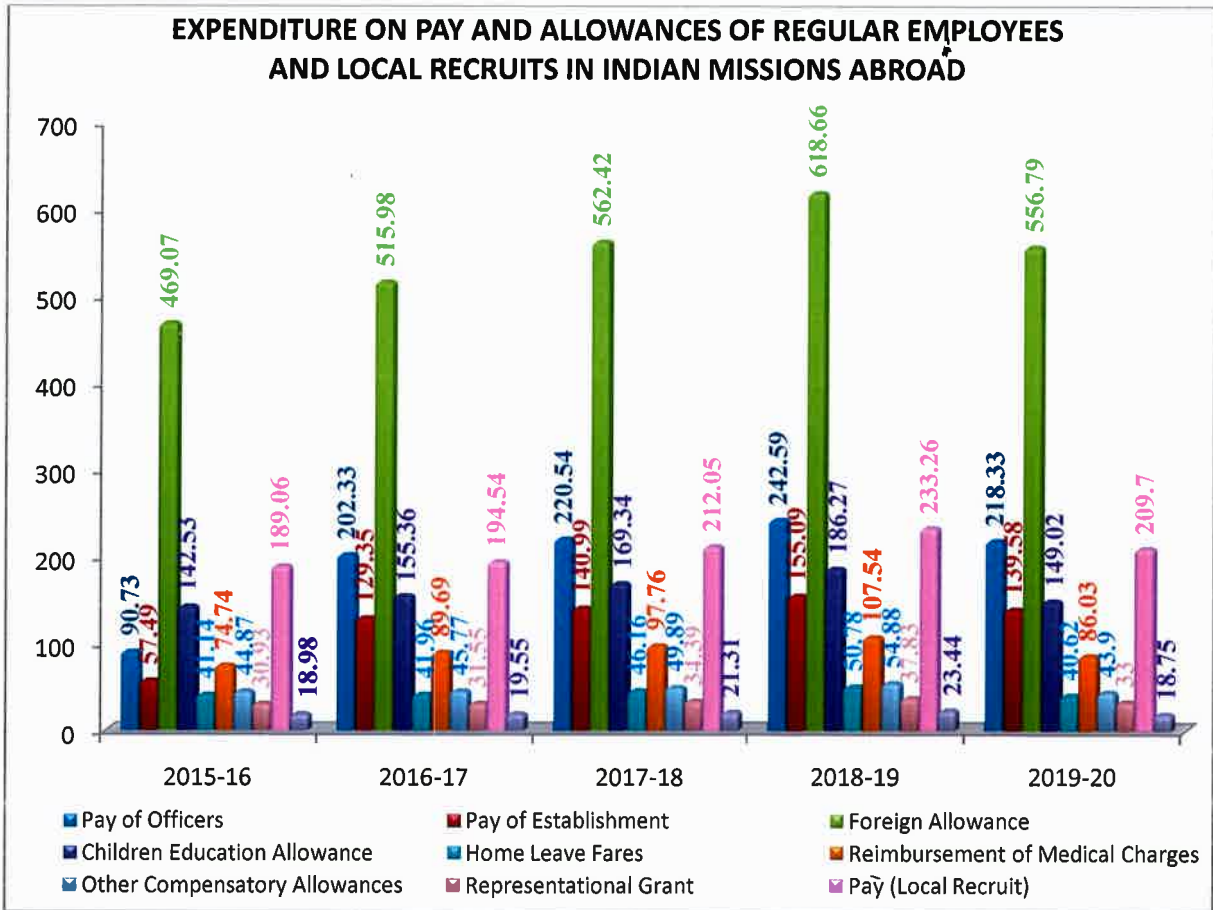
### Expenditure on Pay and Allowances of the Employees of Union Territory Administrations (in Rs. Crore)



### Percentage Distribution of Expenditure on Pay and Allowances of the Employees of Union Territory Administrations (in %)



| <b>EXPENDITURE ON PAY AND ALLOWANCES OF THE EMPLOYEES OF UNION TERRITORY ADMINISTRATIONS</b> |                                      |                |                |                |                |                |
|--|--------------------------------------|----------------|----------------|----------------|----------------|----------------|
|  |                                      |                |                |                |                | (₹ in crore)   |
| <b>Sl. No.</b>   | <b>Pay / Allowances</b>              | <b>2015-16</b> | <b>2016-17</b> | <b>2017-18</b> | <b>2018-19</b> | <b>2019-20</b> |
| <b>(1)</b>   | <b>(2)</b>                           | <b>(3)</b>     | <b>(4)</b>     | <b>(5)</b>     | <b>(6)</b>     | <b>(7)</b>     |
| 1  | Pay of Gazetted Officers             | 267.39         | 468.70         | 586.35         | 736.28         | 743.64         |
| 2  | Pay of Non-Gazetted Staff            | 998.14         | 1998.03        | 2443.96        | 2515.17        | 2540.32        |
| 3  | Dearness Allowance                   | 1469.98        | 643.34         | 155.74         | 330.18         | 426.92         |
|  | <b>Sub-Total (i)</b>                 | <b>2735.51</b> | <b>3110.07</b> | <b>3186.05</b> | <b>3581.63</b> | <b>3710.88</b> |
| 1  | House Rent Allowance                 | 161.65         | 169.55         | 205.53         | 219.56         | 219.78         |
| 2  | Overtime Allowance                   | 7.68           | 5.96           | 10.29          | 2.95           | 2.98           |
| 3  | Transport Allowance                  | 64.66          | 66.32          | 85.52          | 84.08          | 85.76          |
| 4  | Special Pay and Deput. (Duty) Allow. | 3.93           | 4.14           | 2.54           | 3.00           | 3.03           |
| 5  | Children Education Allowance         | 4.40           | 4.74           | 6.80           | 6.35           | 6.41           |
| 6  | Reimbursement of Medical Charges     | 39.93          | 39.61          | 42.10          | 47.27          | 45.72          |
| 7  | Leave Travel Concession              | 29.81          | 29.91          | 36.73          | 32.64          | 32.26          |
| 8  | Other Compensatory Allowances        | 334.62         | 351.62         | 486.93         | 527.44         | 471.42         |
|  | <b>Sub-Total (ii)</b>                | <b>646.68</b>  | <b>671.85</b>  | <b>876.44</b>  | <b>923.29</b>  | <b>867.36</b>  |
|  | <b>Grand Total (i) + (ii)</b>        | <b>3382.19</b> | <b>3781.92</b> | <b>4062.49</b> | <b>4504.92</b> | <b>4578.24</b> |
|  | <b>Travelling Allowance</b>          | 29.61          | 25.33          | 33.59          | 32.25          | 41.84          |





**EXPENDITURE ON PAY AND ALLOWANCES OF REGULAR EMPLOYEES AND LOCAL  
RECRUITS IN INDIAN MISSIONS ABROAD**

|                                   |                                  | (₹ in crore)   |                |                |                |                |
|-----------------------------------|----------------------------------|----------------|----------------|----------------|----------------|----------------|
| Sl.No.                            | Pay/Allowances                   | 2015-16        | 2016-17        | 2017-18        | 2018-19        | 2019-20        |
| (1)                               | (2)                              | (3)            | (4)            | (5)            | (6)            | (7)            |
| <b><u>INDIA BASED</u></b>         |                                  |                |                |                |                |                |
| 1                                 | Pay of Officers                  | 90.73          | 202.33         | 220.54         | 242.59         | 218.33         |
| 2                                 | Pay of Establishment             | 57.49          | 129.35         | 140.99         | 155.09         | 139.58         |
|                                   | <b>Sub-total (i)</b>             | <b>148.22</b>  | <b>331.68</b>  | <b>361.53</b>  | <b>397.68</b>  | <b>357.91</b>  |
| 1                                 | Foreign Allowance                | 469.07         | 515.98         | 562.42         | 618.66         | 556.79         |
| 2                                 | Children Education Allowance     | 142.53         | 155.36         | 169.34         | 186.27         | 149.02         |
| 3                                 | Home Leave Fares                 | 41.14          | 41.96          | 46.16          | 50.78          | 40.62          |
| 4                                 | Reimbursement of Medical Charges | 74.74          | 89.69          | 97.76          | 107.54         | 86.03          |
| 5                                 | Other Compensatory Allowanc      | 44.87          | 45.77          | 49.89          | 54.88          | 43.90          |
| 6                                 | Representational Grant           | 30.93          | 31.55          | 34.39          | 37.83          | 33.00          |
|                                   | <b>Sub- Total (ii)</b>           | <b>803.28</b>  | <b>880.31</b>  | <b>959.96</b>  | <b>1055.96</b> | <b>909.36</b>  |
| <b><u>LOCAL RECRUITS</u></b>      |                                  |                |                |                |                |                |
| 1                                 | Pay                              | 189.06         | 194.54         | 212.05         | 233.26         | 209.7          |
| 2                                 | Allowances                       | 18.98          | 19.55          | 21.31          | 23.44          | 18.75          |
|                                   | <b>Sub-Total (iii)</b>           | <b>208.04</b>  | <b>214.09</b>  | <b>233.36</b>  | <b>256.70</b>  | <b>228.45</b>  |
| <b>Grand Total (I)+(ii)+(iii)</b> |                                  | <b>1159.54</b> | <b>1426.08</b> | <b>1554.85</b> | <b>1710.34</b> | <b>1495.72</b> |
| <b>Travelling Allowance</b>       |                                  | 188.01         | 191.77         | 200.00         | 200.00         | 181.97         |

**EXPENDITURE INCURRED ON PAY AND ALLOWANCES BY THE CENTRAL MINISTRIES/ DEPARTMENTS ON CIVILIAN EMPLOYEES DURING 2019-20**

| Sl. No. | Ministry/Department                            | ₹ in crore) |     |          |         |         |        |         |         |          |        |        |      |        |
|---------|--|-------------|-----|----------|---------|---------|--------|---------|---------|----------|--------|--------|------|--------|
|         |  | (1)         | (2) | (3)      | (4)     | (5)     | (6)    | (7)     | (8)     | (9)      | (10)   | (11)   | (12) | (13)   |
| 1       | Agricultural Research and Education            |             |     | 3.71     | 0.56    | 0.58    | 0.00   | 0.30    | 0.42    | 5.57     | 0.50   | 0.01   | 0.00 | 0.00   |
| 2       | Agriculture, Cooperation and Farmers Welfare   |             |     | 225.62   | 33.63   | 31.06   | 0.00   | 18.03   | 18.30   | 326.64   | 20.02  | 0.86   | 0.25 | 2.59   |
| 3       | Animal Husbandry and Dairying & Fisheries      |             |     | 112.93   | 16.67   | 12.06   | 0.00   | 8.26    | 9.08    | 159.00   | 5.10   | 1.11   | 0.10 | 2.31   |
| 4       | Atomic Energy                                  |             |     | 2440.21  | 384.31  | 207.64  | 43.68  | 154.80  | 1016.53 | 4247.17  | 63.03  | 0.00   | 0.43 | 109.18 |
| 5       | AYUSH  |             |     | 16.28    | 2.46    | 2.37    | 0.00   | 1.28    | 1.02    | 23.41    | 2.02   | 0.05   | 0.04 | 0.56   |
| 6       | Bio-Technology                                 |             |     | 16.75    | 2.55    | 1.98    | 0.01   | 1.41    | 0.81    | 23.51    | 1.61   | 0.06   | 0.05 | 1.46   |
| 7       | Cabinet Secretariat                            |             |     | 24.11    | 3.68    | 2.55    | 0.06   | 1.76    | 1.53    | 33.69    | 0.70   | 0.14   | 0.13 | 1.41   |
| 8       | Chemicals and Petrochemicals & Pharmaceuticals |             |     | 12.23    | 1.94    | 1.80    | 0.00   | 1.00    | 0.83    | 17.80    | 0.83   | 0.09   | 0.09 | 0.00   |
| 9       | Civil Aviation                                 |             |     | 92.81    | 13.68   | 12.67   | 0.00   | 7.00    | 7.14    | 133.30   | 10.85  | 0.86   | 0.14 | 2.00   |
| 10      | Coal   |             |     | 18.65    | 2.62    | 2.21    | 0.01   | 1.38    | 1.17    | 26.04    | 1.32   | 0.07   | 0.09 | 0.33   |
| 11      | Commerce                                       |             |     | 294.70   | 41.54   | 40.49   | 0.07   | 18.42   | 17.03   | 412.25   | 27.95  | 1.49   | 0.66 | 4.26   |
| 12      | Consumer Affairs                               |             |     | 39.37    | 6.04    | 4.94    | 0.01   | 2.39    | 2.52    | 55.27    | 2.52   | 0.21   | 0.10 | 2.04   |
| 13      | Corporate Affairs                              |             |     | 100.92   | 15.98   | 16.17   | 0.00   | 7.70    | 6.49    | 147.26   | 6.08   | 0.55   | 0.04 | 3.84   |
| 14      | Culture  |             |     | 288.75   | 42.49   | 37.45   | 0.00   | 21.47   | 21.37   | 411.53   | 14.28  | 2.54   | 0.31 | 15.36  |
| 15      | Defence (Civil)                                |             |     | 20710.72 | 2899.50 | 2165.55 | 359.67 | 1242.64 | 1260.28 | 28638.36 | 290.41 | 227.53 | 4.51 | 281.96 |
| 16      | Development of NE Region                       |             |     | 17.02    | 2.53    | 1.56    | 0.00   | 0.87    | 2.01    | 23.99    | 1.12   | 0.15   | 0.04 | 1.30   |
| 17      | Investment and Public Assets Management        |             |     | 5.73     | 0.86    | 0.69    | 0.00   | 0.35    | 0.66    | 8.29     | 1.08   | 0.02   | 0.02 | 0.24   |
| 18      | Drinking Water and Sanitation                  |             |     | 9.86     | 1.50    | 1.26    | 0.00   | 0.73    | 0.74    | 14.09    | 0.08   | 0.05   | 0.05 | 0.09   |

|    |  |          |         |         |      |         |          |          |         |        |      |        |
|----|--|----------|---------|---------|------|---------|----------|----------|---------|--------|------|--------|
| 19 | Empowerment of Persons with Disabilities | 7.50     | 1.12    | 0.90    | 0.00 | 0.66    | 0.67     | 10.85    | 1.38    | 0.06   | 0.19 | 0.50   |
| 20 | Earth Sciences                           | 303.16   | 46.14   | 42.47   | 0.23 | 19.54   | 14.60    | 426.14   | 13.60   | 1.70   | 0.18 | 18.55  |
| 21 | Economic Affairs                         | 72.50    | 9.87    | 9.22    | 0.00 | 6.06    | 3.76     | 101.41   | 8.15    | 0.15   | 0.10 | 3.81   |
| 22 | Environment, Forests and Climate Change  | 171.88   | 26.20   | 22.43   | 0.02 | 11.43   | 18.64    | 250.60   | 31.44   | 1.61   | 0.50 | 4.60   |
| 23 | Expenditure                              | 79.02    | 11.70   | 9.10    | 0.05 | 7.01    | 6.35     | 113.23   | 4.52    | 0.41   | 0.35 | 3.18   |
| 24 | External Affairs                         | 463.92   | 61.60   | 42.05   | 0.02 | 23.11   | 18.22    | 608.92   | 75.36   | 1.07   | 0.08 | 31.73  |
| 25 | Fertilizers                              | 14.07    | 2.11    | 1.95    | 0.01 | 1.08    | 0.69     | 19.91    | 0.65    | 0.08   | 0.07 | 0.15   |
| 26 | Financial Services                       | 92.39    | 13.86   | 11.09   | 0.00 | 5.87    | 5.64     | 128.85   | 2.38    | 0.68   | 0.00 | 0.00   |
| 27 | Food and Public Distribution             | 47.07    | 6.72    | 7.02    | 0.01 | 3.90    | 3.37     | 68.09    | 2.87    | 0.25   | 0.23 | 3.31   |
| 28 | Food Processing Industries               | 16.41    | 2.31    | 2.54    | 0.00 | 1.62    | 1.84     | 24.72    | 1.74    | 0.23   | 0.23 | 0.00   |
| 29 | Health and Family Welfare                | 1785.61  | 290.24  | 243.95  | 0.00 | 126.86  | 235.66   | 2682.32  | 22.57   | 13.86  | 0.99 | 47.77  |
| 30 | Health Research                          | 2.29     | 0.34    | 0.35    | 0.00 | 0.19    | 0.17     | 3.34     | 0.83    | 0.01   | 0.00 | 0.04   |
| 31 | Heavy Industry                           | 13.87    | 2.25    | 1.84    | 0.00 | 1.10    | 0.59     | 19.65    | 1.40    | 0.09   | 0.00 | 1.05   |
| 32 | Higher Education                         | 65.84    | 9.41    | 9.44    | 0.00 | 4.74    | 5.15     | 94.58    | 2.43    | 0.38   | 0.32 | 3.10   |
| 33 | Home Affairs                             | 41301.88 | 5833.80 | 2636.69 | 1.88 | 2461.66 | 11347.16 | 63583.07 | 2271.99 | 220.32 | 2.73 | 95.16  |
| 34 | Indian Audit and Accounts Department     | 2876.41  | 475.24  | 437.86  | 0.07 | 207.01  | 188.55   | 4185.14  | 239.49  | 16.80  | 3.08 | 132.62 |
| 35 | Promotion of Industry and Internal Trade | 136.18   | 20.13   | 22.77   | 0.01 | 14.14   | 7.16     | 200.39   | 5.93    | 0.48   | 0.12 | 3.31   |
| 36 | Information and Broadcasting             | 209.65   | 31.21   | 31.21   | 0.00 | 18.03   | 12.60    | 302.70   | 11.48   | 0.63   | 0.92 | 11.58  |
| 37 | Electronics and Information Technology   | 590.42   | 82.47   | 94.21   | 0.27 | 46.42   | 30.87    | 844.66   | 14.33   | 0.55   | 0.55 | 25.67  |
| 38 | Labour and Employment                    | 277.98   | 43.08   | 32.52   | 0.02 | 16.86   | 20.54    | 391.00   | 15.52   | 1.87   | 0.57 | 12.19  |
| 39 | Land Resources                           | 6.78     | 1.02    | 0.81    | 0.00 | 0.59    | 0.61     | 9.81     | 0.15    | 0.06   | 0.18 | 0.45   |
| 40 | Law and Justice                          | 151.59   | 22.32   | 20.22   | 0.10 | 9.17    | 11.89    | 215.29   | 8.68    | 0.58   | 0.06 | 0.82   |
| 41 | Micro, Small and Medium Enterprises      | 115.53   | 17.97   | 16.38   | 0.00 | 8.91    | 8.94     | 167.73   | 3.38    | 1.08   | 0.48 | 3.42   |

|    |   |          |         |         |         |         |         |          |         |         |       |         |
|----|---|----------|---------|---------|---------|---------|---------|----------|---------|---------|-------|---------|
| 42 | Mines                                     | 519.80   | 76.81   | 99.14   | 0.00    | 45.50   | 29.23   | 770.48   | 49.26   | 2.00    | 0.41  | 27.61   |
| 43 | Minority Affairs                          | 30.64    | 4.47    | 4.34    | 0.00    | 2.81    | 5.00    | 47.26    | 10.93   | 0.07    | 0.07  | 0.10    |
| 44 | New and Renewable Energy                  | 17.17    | 2.57    | 2.06    | 0.00    | 1.50    | 1.52    | 24.82    | 0.72    | 0.14    | 0.45  | 1.14    |
| 45 | Panchayati Raj                            | 8.32     | 1.25    | 1.00    | 0.00    | 0.73    | 0.75    | 12.05    | 0.49    | 0.07    | 0.22  | 0.55    |
| 46 | Parliamentary Affairs                     | 8.06     | 1.21    | 0.97    | 0.00    | 0.71    | 0.71    | 11.66    | 0.68    | 0.07    | 0.21  | 0.53    |
| 47 | Personnel, Public Grievances and Pensions | 535.05   | 82.21   | 78.21   | 0.21    | 41.51   | 42.87   | 780.06   | 43.53   | 2.56    | 1.23  | 12.60   |
| 48 | Petroleum and Natural Gas                 | 18.52    | 2.93    | 2.34    | 0.00    | 1.48    | 1.07    | 26.34    | 1.57    | 0.09    | 0.03  | 0.92    |
| 49 | Niti Ayog                                 | 38.14    | 5.72    | 4.58    | 0.00    | 3.33    | 3.40    | 55.17    | 5.18    | 0.32    | 0.99  | 2.52    |
| 50 | Posts                                     | 9165.27  | 1374.79 | 918.17  | 6.72    | 641.57  | 538.45  | 12644.97 | 153.80  | 262.26  | 3.20  | 390.64  |
| 51 | Power                                     | 92.94    | 16.26   | 7.00    | 0.01    | 6.64    | 5.87    | 128.72   | 5.89    | 0.36    | 0.00  | 5.50    |
| 52 | President's Secretariat                   | 20.15    | 2.79    | 0.67    | 0.05    | 1.48    | 1.88    | 27.02    | 0.09    | 0.13    | 0.14  | 0.62    |
| 53 | Prime Minister's Office                   | 24.70    | 4.05    | 2.59    | 0.03    | 1.89    | 2.64    | 35.90    | 1.08    | 0.15    | 0.14  | 0.40    |
| 54 | Public Enterprises                        | 5.67     | 0.85    | 0.68    | 0.00    | 0.50    | 0.50    | 8.20     | 0.16    | 0.05    | 0.15  | 0.38    |
| 55 | Railways                                  | 55349.84 | 7814.64 | 5533.26 | 1245.04 | 2790.94 | 6410.39 | 79144.11 | 2021.45 | 1759.89 | 16.15 | 2636.86 |
| 56 | Revenue                                   | 6924.95  | 972.49  | 739.61  | 6.63    | 438.57  | 388.63  | 9470.88  | 203.44  | 38.98   | 5.23  | 44.54   |
| 57 | Road Transport and Highways               | 62.96    | 9.56    | 8.77    | 0.00    | 4.95    | 4.07    | 90.31    | 6.79    | 0.26    | 0.26  | 0.87    |
| 58 | Rural Development                         | 26.17    | 3.93    | 3.14    | 0.00    | 2.29    | 2.34    | 37.87    | 2.68    | 0.22    | 0.68  | 1.73    |
| 59 | School Education and Literacy             | 17.81    | 2.62    | 2.72    | 0.00    | 1.26    | 0.73    | 25.14    | 0.51    | 0.02    | 0.06  | 1.32    |
| 60 | Science and Technology                    | 259.51   | 40.03   | 31.59   | 0.00    | 16.84   | 14.53   | 362.50   | 16.47   | 2.26    | 0.28  | 14.08   |
| 61 | Scientific and Industrial Research        | 6.79     | 1.02    | 0.81    | 0.00    | 0.59    | 0.60    | 9.81     | 0.42    | 0.06    | 0.18  | 0.45    |
| 62 | Ports, Shipping and Waterways             | 101.85   | 14.88   | 9.53    | 0.00    | 6.34    | 11.41   | 144.01   | 10.42   | 0.90    | 0.08  | 4.06    |
| 63 | Skill Development & Entrepreneurship      | 80.34    | 12.05   | 9.64    | 0.00    | 7.02    | 7.16    | 116.21   | 5.96    | 0.68    | 2.08  | 5.32    |
| 64 | Social Justice and Empowerment            | 34.20    | 5.13    | 5.58    | 0.02    | 2.76    | 3.10    | 50.79    | 4.58    | 0.20    | 0.17  | 1.71    |

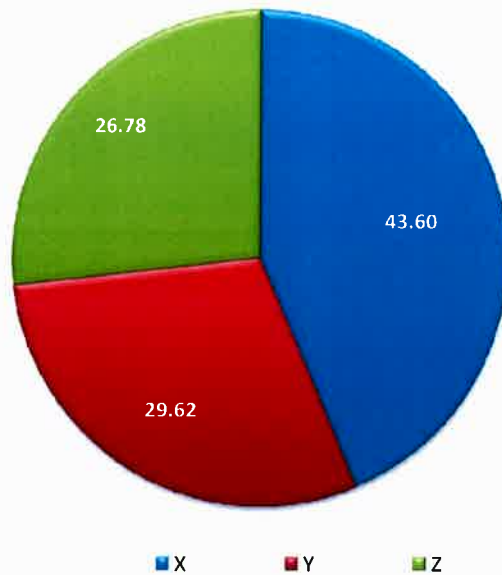
|    |   |                  |                 |                 |                |                |                 |                  |                |                |              |                |
|----|---|------------------|-----------------|-----------------|----------------|----------------|-----------------|------------------|----------------|----------------|--------------|----------------|
| 65 | Space   | 1409.83          | 211.47          | 189.25          | 0.81           | 70.70          | 783.93          | <b>2665.99</b>   | 78.13          | 0.00           | 0.36         | 57.97          |
| 66 | Statistics and Programme Implementation                   | 271.72           | 40.21           | 40.35           | 0.00           | 16.56          | 17.48           | <b>386.32</b>    | 18.58          | 1.16           | 0.32         | 17.68          |
| 67 | Steel   | 16.11            | 2.26            | 1.80            | 0.00           | 0.93           | 1.28            | <b>22.38</b>     | 1.71           | 0.09           | 0.09         | 0.66           |
| 68 | Telecommunications  | 349.24           | 53.47           | 46.82           | 0.12           | 20.44          | 78.08           | <b>548.17</b>    | 24.01          | 1.04           | 1.27         | 24.82          |
| 69 | Textiles  | 142.67           | 20.60           | 17.01           | 0.01           | 8.70           | 11.05           | <b>200.04</b>    | 10.87          | 0.96           | 0.11         | 7.27           |
| 70 | Tourism   | 26.04            | 3.86            | 3.43            | 0.00           | 1.38           | 5.22            | <b>39.93</b>     | 2.56           | 0.16           | 0.04         | 0.00           |
| 71 | Tribal Affairs  | 14.12            | 2.12            | 1.69            | 0.00           | 1.23           | 1.25            | <b>20.41</b>     | 2.54           | 0.12           | 0.37         | 0.93           |
| 72 | Union Public Service Commission                           | 77.08            | 12.42           | 11.08           | 0.00           | 6.74           | 6.87            | <b>114.19</b>    | 0.79           | 0.65           | 2.00         | 5.10           |
| 73 | Housing and Urban Affairs                                 | 1222.60          | 184.42          | 171.42          | 0.00           | 84.89          | 92.87           | <b>1756.20</b>   | 18.21          | 9.95           | 1.05         | 25.02          |
| 74 | Vice President's Secretariat                              | 2.66             | 0.45            | 0.16            | 0.05           | 0.27           | 0.25            | <b>3.84</b>      | 0.38           | 0.03           | 0.00         | 0.06           |
| 75 | Water Resources, River Development and Ganga Rejuvenation | 455.22           | 70.32           | 72.39           | 0.00           | 30.97          | 30.95           | <b>659.85</b>    | 26.62          | 3.83           | 0.92         | 7.76           |
| 76 | Women and Child Development                               | 28.21            | 3.88            | 2.78            | 0.00           | 1.92           | 2.24            | <b>39.03</b>     | 0.97           | 0.16           | 0.16         | 0.45           |
| 77 | Youth Affairs and Sports                                  | 21.60            | 3.24            | 2.59            | 0.00           | 1.62           | 1.50            | <b>30.55</b>     | 2.01           | 0.19           | 0.03         | 0.00           |
|    | <b>Total</b>  | <b>150618.27</b> | <b>21544.63</b> | <b>14267.22</b> | <b>1665.90</b> | <b>8753.31</b> | <b>22821.42</b> | <b>219670.75</b> | <b>5923.25</b> | <b>2588.82</b> | <b>58.11</b> | <b>4134.11</b> |

**EXPENDITURE ON HOUSE RENT ALLOWANCE (HRA) OF CENTRAL  
GOVERNMENT CIVILIAN EMPLOYEES INCLUDING EMPLOYEES  
OF UNION TERRITORIES**

| Class of City | Expenditure on House Rent Allowance |              |
|---------------|-------------------------------------|--------------|
|               | 2019-20                             | (₹ In crore) |
| X             | 6220.85                             | (43.60)      |
|               |                                     |              |
| Y             | 4225.18                             | (29.62)      |
|               |                                     |              |
| Z             | 3821.19                             | (26.78)      |
|               |                                     |              |
| Total         | 14267.22                            | (100.00)     |
|               |                                     |              |

N.B.: Figures in parentheses are the percentages to the total expenditure on House Rent Allowance.

**Expenditure on House Rent Allowance 2019-20**



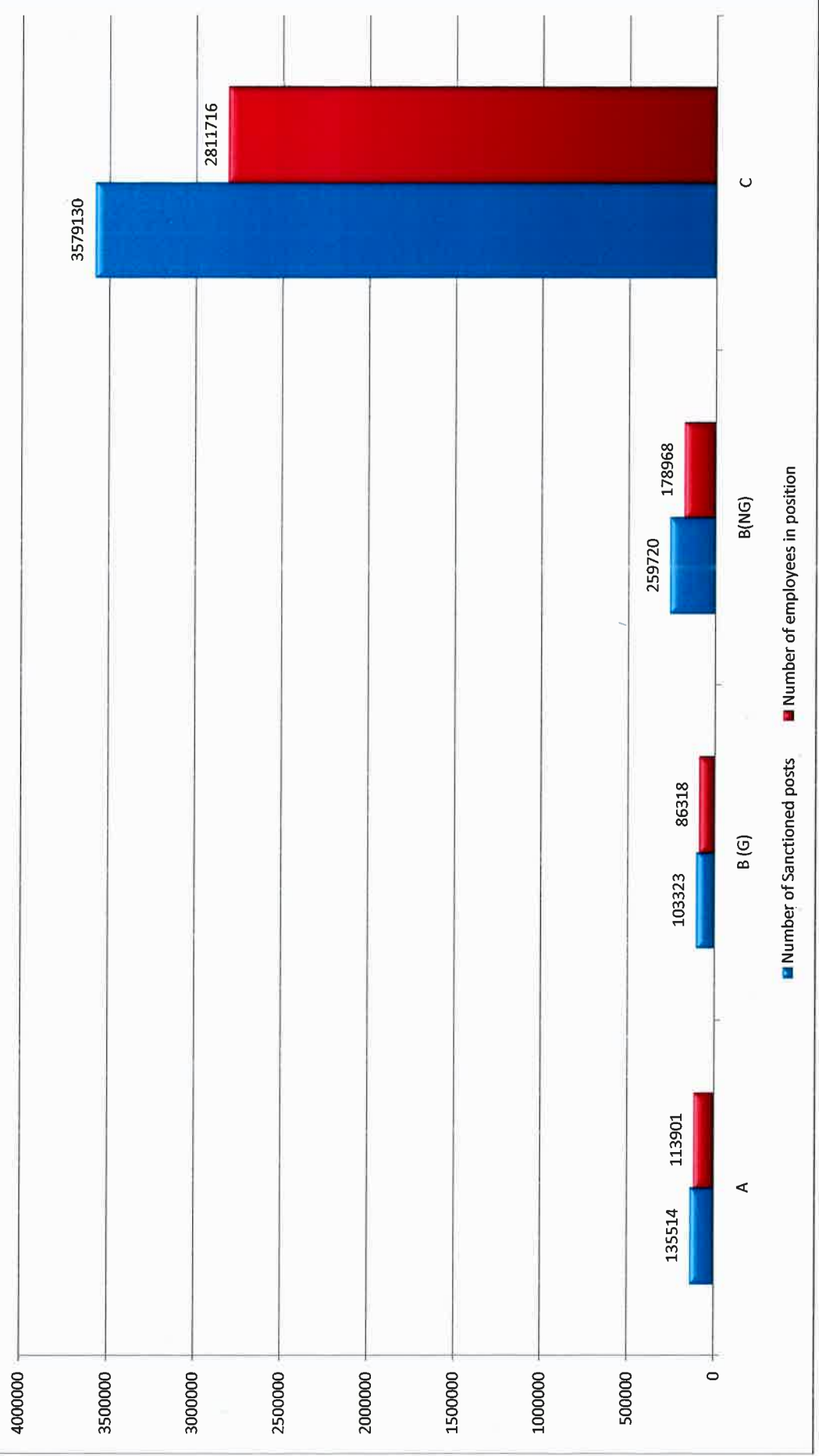
**CHAPTER - IV**

**Sanctioned strength and**  
**Employees in position in**  
**Central Government as on**  
**01.03.2020**

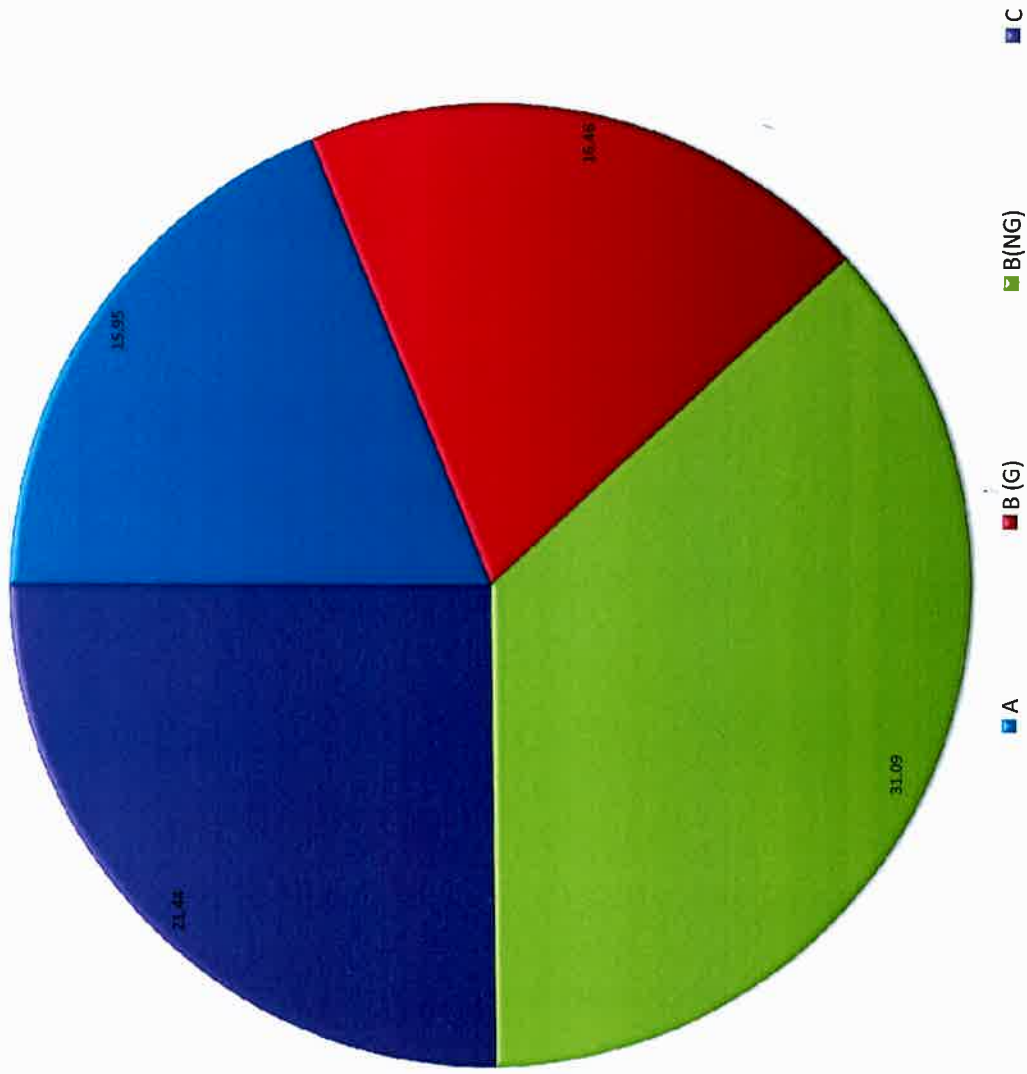
| <b>Group-wise number of sanctioned posts and employees in position, vacancies and their percentage to total sanctioned posts as on 01.03.2020 including UTs.</b> |                                   |  |                               |  |
|--|-----------------------------------|--|-------------------------------|--|
| <b>Group</b>   | <b>Number of Sanctioned posts</b> | <b>Number of employees In position</b> | <b>Number of vacant Posts</b> | <b>Percentage of vacant posts to total sanctioned posts in the group</b> |
| <b>A</b>   | 135514                            | 113901                                 | 21613                         | 15.95  |
| <b>B (G)</b>   | 103323                            | 86318                                  | 17005                         | 16.46  |
| <b>B(NG)</b>   | 259720                            | 178968                                 | 80752                         | 31.09  |
| <b>C</b>   | 3579130                           | 2811716                                | 767414                        | 21.44  |
| <b>Total</b>   | <b>4077687</b>                    | <b>3190903</b>                         | <b>886784</b>                 | <b>21.75</b>   |



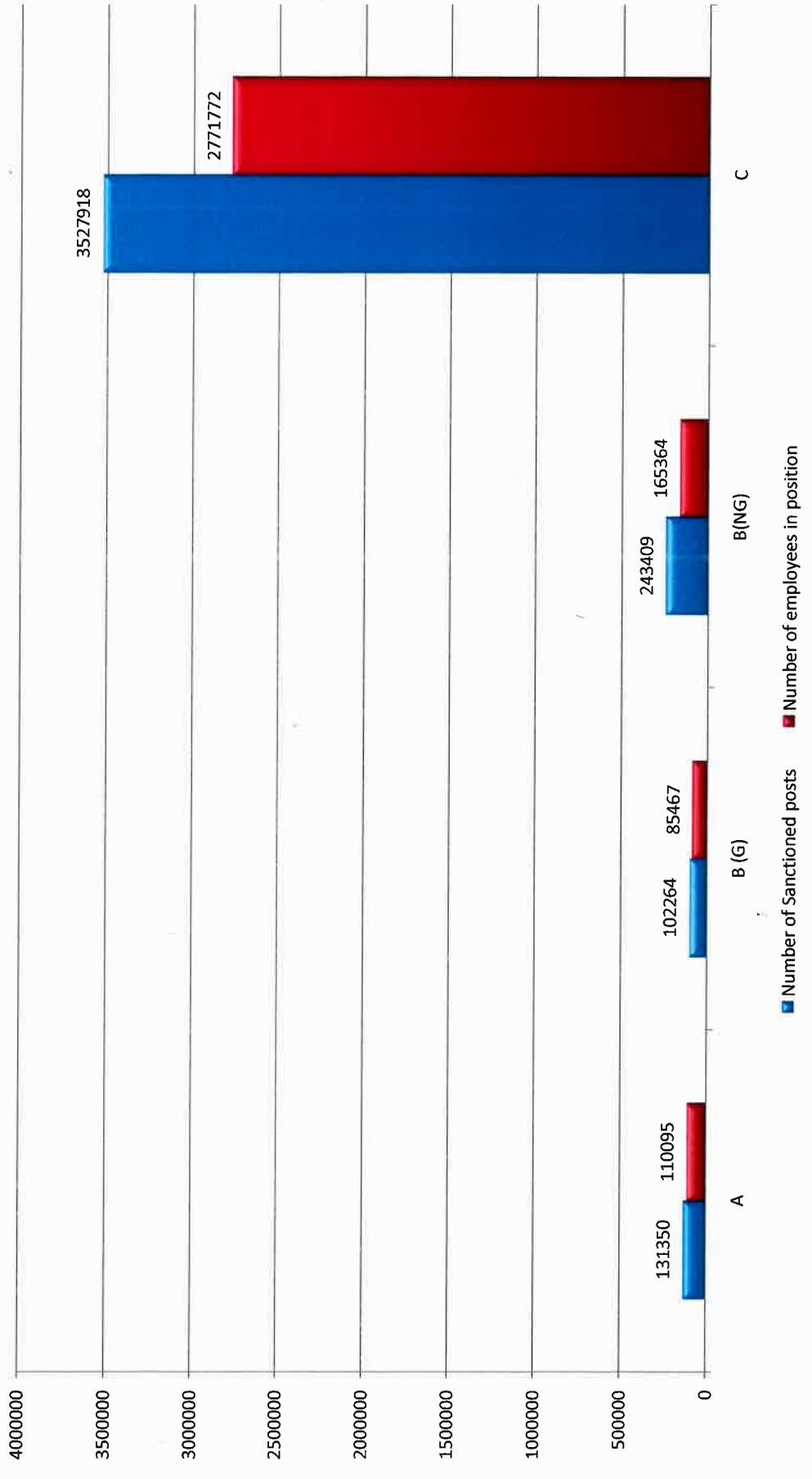
**Group-wise number of sanctioned posts and employees in position, including UTs as on 01-03-2020.**



**Group-wise Percentage (%) of vacancies in relation to sanctioned posts as on 01.03.2020 including UTs.**



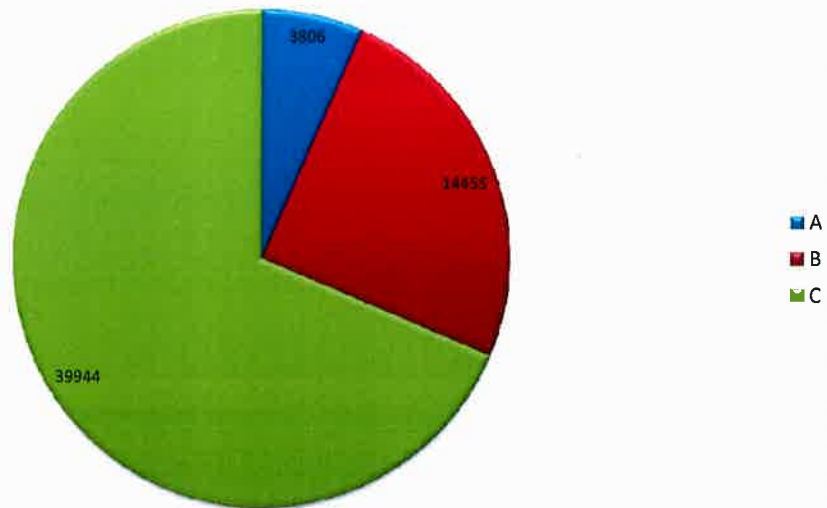
**Group-wise number of sanctioned posts and employees in position, vacancies and their percentage to total sanctioned posts as on 01.03.2020 Excluding UTs.**



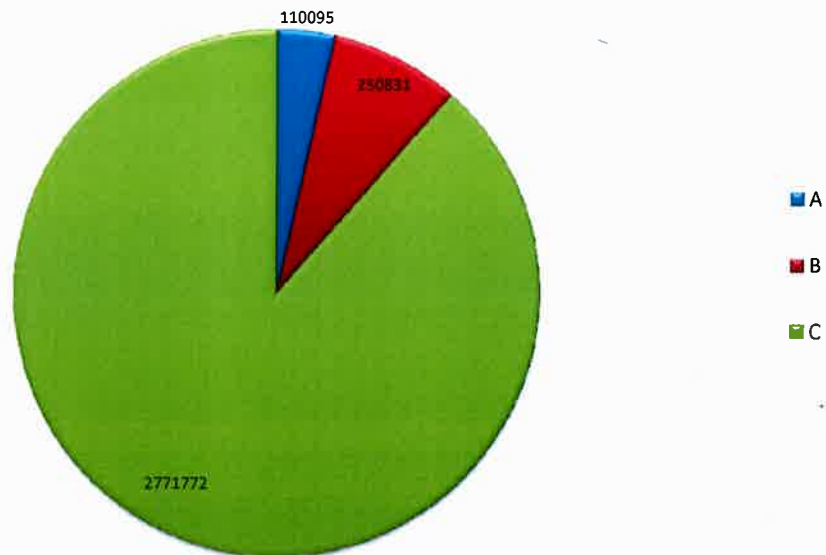
**Group-wise number of sanctioned posts and employees in position, vacancies and their percentage to total sanctioned posts as on 01.03.2020 Excluding UTs.**

| <b>Group</b> | <b>Number of Sanctioned posts</b> | <b>Number of employees in position</b> | <b>Number of vacant Posts</b> | <b>Percentage of vacant posts to total sanctioned posts in the group</b> |
|--------------|-----------------------------------|--|-------------------------------|--|
| <b>A</b>     | 131350                            | 110095                                 | 21255                         | <b>16.18</b>   |
| <b>B (G)</b> | 102264                            | 85467                                  | 16797                         | <b>16.43</b>   |
| <b>B(NG)</b> | 243409                            | 165364                                 | 78045                         | <b>32.06</b>   |
| <b>C</b>     | 3527918                           | 2771772                                | 756146                        | <b>21.43</b>   |
| <b>Total</b> | <b>4004941</b>                    | <b>3132698</b>                         | <b>872243</b>                 | <b>21.78</b>   |

**DISTRIBUTION OF REGULAR CIVILIAN EMPLOYEES (GROUP-WISE) IN UNION  
TERRITORY ADMINISTRATIONS**



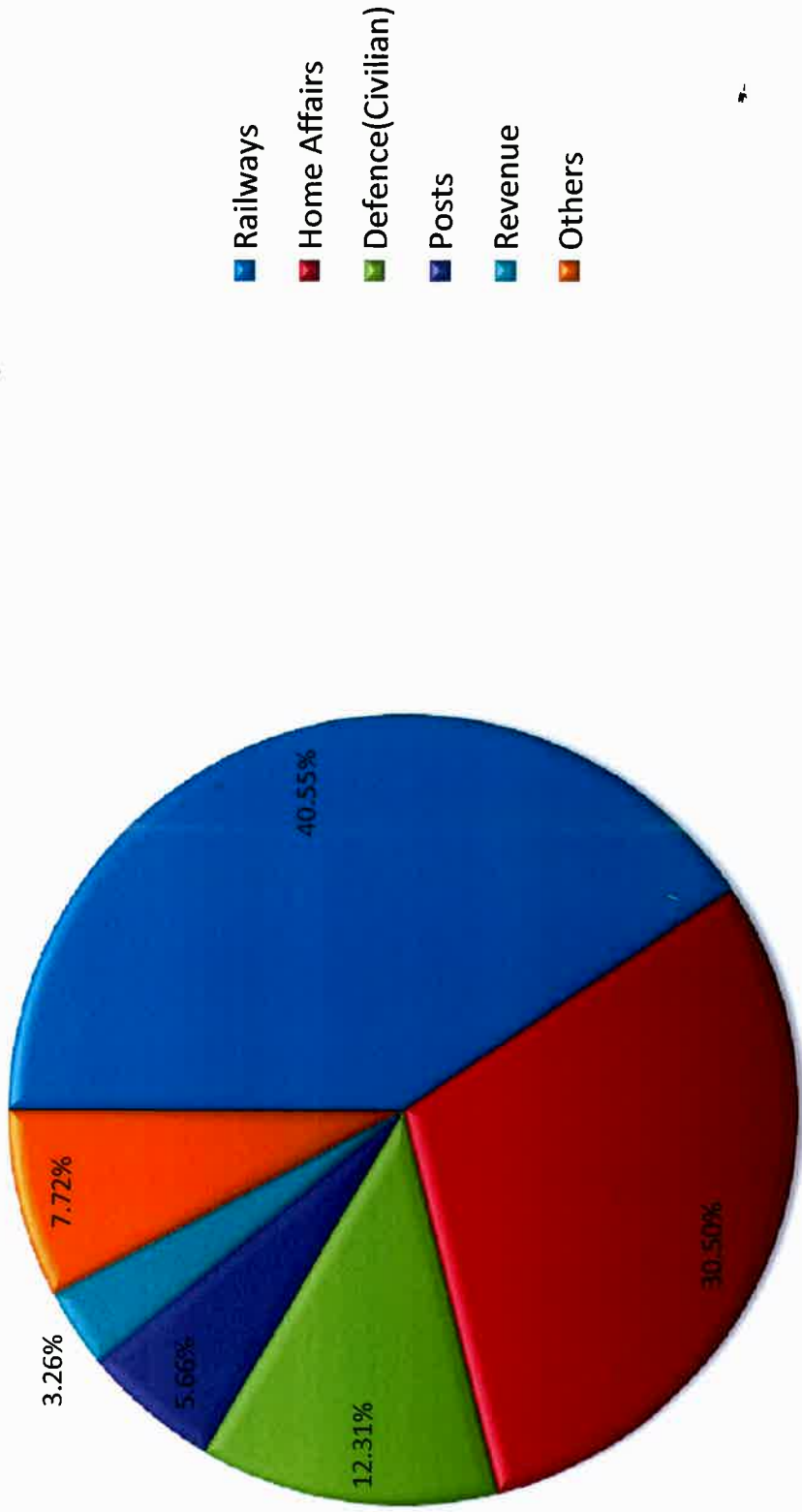
**DISTRIBUTION OF REGULAR CIVILIAN EMPLOYEES (GROUP-WISE) IN  
POSITION CENTRAL GOVERNMENT**



**DISTRIBUTION OF REGULAR CIVILIAN EMPLOYEES (GROUP-WISE) IN POSITION CENTRAL GOVERNMENT AND UNION TERRITORY ADMINISTRATIONS AS ON 01.03.2020**

| Sl. No. | Central Government /<br>Union Territory Administrations | Group of Posts |               |                |                |
|---------|---|----------------|---------------|----------------|----------------|
|         |   | A              | B             | C              | Total          |
| (1)     | (2)   | (3)            | (4)           | (5)            | (6)            |
| 1       | CENTRAL GOVERNMENT                                      | 110095         | 250831        | 2771772        | 3132698        |
| 2       | UNION TERRITORY ADMINISTRATIONS                         | 3806           | 14455         | 39944          | 58205          |
|         | <b>TOTAL</b>  | <b>113901</b>  | <b>265286</b> | <b>2811716</b> | <b>3190903</b> |

# Percentage of Employees In Position as on 1st March 2020 in Major Ministries/ Departments (Excluding UTs)



**GROUP-WISE AND STATUS-WISE ESTIMATED NUMBER OF CENTRAL GOVERNMENT CIVILIAN  
REGULAR EMPLOYEES AS ON 01.03.2020 IN MAJOR MINISTRIES/DEPARTMENTS  
(EXCLUDING UNION TERRITORIES)**

| Ministry/Deptt.          | Number of Sanctioned Posts |               |               |                |                | Number In Position |              |               |                |                |
|--------------------------|----------------------------|---------------|---------------|----------------|----------------|--------------------|--------------|---------------|----------------|----------------|
|                          | A                          | B(G)          | B(NG)         | C              | Total          | A                  | B(G)         | B(NG)         | C              | Total          |
| 1                        | 2                          | 3             | 4             | 5              | 6              | 7                  | 8            | 9             | 10             | 11             |
| <b>Railways</b>          | 13662                      | 5318          | 620           | 1488094        | <b>1507694</b> | 12593              | 4520         | 0             | 1253286        | <b>1270399</b> |
|                          | (10.40)                    | (5.20)        | (0.25)        | (42.18)        | (37.65)        | (11.44)            | (5.29)       | (0.00)        | (45.22)        | (40.55)        |
| <b>Home Affairs</b>      | 22634                      | 4529          | 54501         | 1002766        | <b>1084430</b> | 18744              | 5143         | 42332         | 889369         | <b>955588</b>  |
|                          | (17.23)                    | (4.43)        | (22.39)       | (28.42)        | (27.08)        | (17.02)            | (6.02)       | (25.60)       | (32.09)        | (30.50)        |
| <b>Defence(Civilian)</b> | 18107                      | 24283         | 95067         | 495682         | <b>633139</b>  | 14627              | 20647        | 59874         | 290489         | <b>385637</b>  |
|                          | (13.79)                    | (23.75)       | (39.06)       | (14.05)        | (15.81)        | (13.28)            | (24.16)      | (36.21)       | (10.48)        | (12.31)        |
| <b>Posts</b>             | 850                        | 450           | 10299         | 255892         | <b>267491</b>  | 671                | 404          | 9343          | 167023         | <b>177441</b>  |
|                          | (0.65)                     | (0.44)        | (4.23)        | (7.25)         | (6.68)         | (0.61)             | (0.47)       | (5.65)        | (6.03)         | (5.66)         |
| <b>Revenue</b>           | 12126                      | 32212         | 33303         | 100791         | <b>178432</b>  | 8153               | 26680        | 17138         | 50134          | <b>102105</b>  |
|                          | (9.23)                     | (31.50)       | (13.68)       | (2.86)         | (4.45)         | (7.41)             | (31.22)      | (10.36)       | (1.81)         | (3.26)         |
| <b>Others</b>            | 63971                      | 35472         | 49619         | 184693         | <b>333755</b>  | 55307              | 28073        | 36677         | 121471         | <b>241528</b>  |
|                          | (48.70)                    | (34.68)       | (20.39)       | (5.24)         | (8.33)         | (50.24)            | (32.84)      | (22.18)       | (4.37)         | (7.72)         |
| <b>Total</b>             | <b>131350</b>              | <b>102264</b> | <b>243409</b> | <b>3527918</b> | <b>4004941</b> | <b>110095</b>      | <b>85467</b> | <b>165364</b> | <b>2771772</b> | <b>3132698</b> |



**NUMBER OF SANCTIONED POSTS AND NUMBER OF EMPLOYEES IN POSITION IN CENTRAL POLICE FORCES**

| Sl. No.      | Name of the Central Police Force         | Number of Sanctioned posts (as on 1st March) |                | Number in Position (as on 1st March) |               |
|--------------|--|--|----------------|--------------------------------------|---------------|
|              |  | 2019   | 2020           | 2019                                 | 2020          |
| (1)          | (2)                                      | (4)  | (5)            | (7)                                  | (8)           |
| 1            | Border Security Force (BSF)              | 264384                                       | 265173         | 242120                               | 237289        |
| 2            | Central Reserve Police Force (CRPF)      | 324824                                       | 324340         | 299761                               | 298167        |
| 3            | Central Industrial Security Force (CISF) | 156013                                       | 162797         | 142396                               | 141172        |
| 4            | Indo Tibetan Border Police(ITBP)         | 89439  | 89439          | 79582                                | 79582         |
| 5            | Assam Rifles                             | 66412  | 66412          | 62885                                | 60314         |
| 6            | Special Service Bureau(SSB)              | 94760  | 97244          | 77850                                | 78919         |
| 7            | National Security Guard(NSG)             | 10844  | 10844          | 10153                                | 9381          |
| <b>TOTAL</b> |  | <b>1006676</b>                               | <b>1016249</b> | <b>914747</b>                        | <b>904824</b> |

**GROUP-WISE AND STATUS-WISE (G/NG) ESTIMATED NUMBER OF CENTRAL GOVERNMENT CIVILIAN REGULAR EMPLOYEES AS ON 01.03.2020**

| S.No | Ministry/Department                            | Number of Sanctioned Posts |       |       |        |        |       | Number in Position |       |        |        |  |  |
|------|--|----------------------------|-------|-------|--------|--------|-------|--------------------|-------|--------|--------|--|--|
|      |  | A(G)                       | B(G)  | B(NG) | C(NG)  | Total  | A(G)  | B(G)               | B(NG) | C(NG)  | Total  |  |  |
| (1)  | (2)  | (3)                        | (4)   | (5)   | (6)    | (7)    | (8)   | (9)                | (10)  | (11)   | (12)   |  |  |
| 1    | Agricultural Research and Education            | 19                         | 11    | 10    | 14     | 54     | 16    | 5                  | 5     | 6      | 32     |  |  |
| 2    | Agriculture , Cooperation and Farmers Welfare  | 620                        | 519   | 583   | 4069   | 5791   | 394   | 332                | 370   | 2523   | 3619   |  |  |
| 3    | Animal Husbandry and Diaring & Fisheries       | 305                        | 120   | 100   | 2930   | 3455   | 196   | 73                 | 66    | 1775   | 2110   |  |  |
| 4    | Atomic Energy                                  | 11874                      | 573   | 9523  | 16110  | 38080  | 11932 | 592                | 8725  | 11515  | 32764  |  |  |
| 5    | AYUSH  | 69                         | 27    | 49    | 39     | 184    | 67    | 15                 | 38    | 40     | 160    |  |  |
| 6    | Bio-Technology                                 | 95                         | 46    | 42    | 72     | 255    | 75    | 25                 | 24    | 47     | 171    |  |  |
| 7    | Cabinet Secretariat                            | 76                         | 56    | 81    | 129    | 342    | 70    | 57                 | 63    | 105    | 295    |  |  |
| 8    | Chemicals and Petrochemicals & Pharmaceuticals | 88                         | 6     | 99    | 127    | 320    | 99    | 9                  | 87    | 118    | 313    |  |  |
| 9    | Civil Aviation                                 | 797                        | 73    | 361   | 875    | 2106   | 503   | 51                 | 211   | 489    | 1254   |  |  |
| 10   | Coal   | 69                         | 57    | 99    | 209    | 434    | 52    | 35                 | 79    | 119    | 285    |  |  |
| 11   | Commerce                                       | 821                        | 867   | 1119  | 2552   | 5359   | 492   | 439                | 840   | 1435   | 3206   |  |  |
| 12   | Consumer Affairs                               | 206                        | 185   | 284   | 618    | 1293   | 165   | 128                | 171   | 314    | 778    |  |  |
| 13   | Corporate Affairs                              | 733                        | 0     | 885   | 976    | 2594   | 598   | 0                  | 506   | 414    | 1518   |  |  |
| 14   | Culture  | 466                        | 230   | 1437  | 8161   | 10294  | 260   | 127                | 866   | 5468   | 6721   |  |  |
| 15   | Defence (Civil)                                | 18107                      | 24283 | 95067 | 495682 | 633139 | 14627 | 20647              | 59874 | 290489 | 385637 |  |  |
| 16   | Development of NE Region                       | 66                         | 46    | 83    | 141    | 336    | 50    | 32                 | 46    | 97     | 225    |  |  |
| 17   | Drinking Water and Sanitation                  | 55                         | 32    | 43    | 28     | 158    | 42    | 18                 | 32    | 15     | 107    |  |  |
| 18   | Empowerment of Persons with Disabilities       | 38                         | 32    | 56    | 17     | 143    | 30    | 13                 | 39    | 9      | 91     |  |  |
| 19   | Earth Sciences                                 | 766                        | 1654  | 2247  | 2841   | 7508   | 312   | 1084               | 1918  | 1335   | 4649   |  |  |
| 20   | Economic Affairs                               | 335                        | 142   | 207   | 719    | 1403   | 277   | 130                | 192   | 441    | 1040   |  |  |
| 21   | Environment , Forests and Climate Change       | 714                        | 192   | 1272  | 2691   | 4869   | 545   | 85                 | 642   | 1350   | 2622   |  |  |
| 22   | Expenditure                                    | 289                        | 530   | 250   | 528    | 1597   | 189   | 452                | 173   | 258    | 1072   |  |  |
| 23   | External Affairs                               | 2311                       | 2314  | 2737  | 3673   | 11035  | 2117  | 1646               | 2153  | 2915   | 8831   |  |  |
| 24   | Fertilizers                                    | 27                         | 62    | 11    | 149    | 249    | 26    | 57                 | 9     | 134    | 226    |  |  |
| 25   | Financial Services                             | 289                        | 139   | 401   | 784    | 1613   | 220   | 99                 | 291   | 658    | 1268   |  |  |
| 26   | Food and Public Distribution                   | 158                        | 108   | 257   | 504    | 1027   | 118   | 98                 | 223   | 318    | 757    |  |  |

|    |   |       |       |       |         |         |       |       |       |         |         |
|----|---|-------|-------|-------|---------|---------|-------|-------|-------|---------|---------|
| 27 | Food Processing Industries                | 57    | 59    | 7     | 58      | 181     | 55    | 27    | 5     | 34      | 121     |
| 28 | Health and Family Welfare                 | 2545  | 710   | 1117  | 18638   | 23010   | 2311  | 646   | 1015  | 16935   | 20907   |
| 29 | Health Research                           | 5     | 1     | 2     | 34      | 42      | 3     | 1     | 1     | 20      | 25      |
| 30 | Heavy Industry                            | 57    | 40    | 47    | 103     | 247     | 42    | 23    | 37    | 64      | 166     |
| 31 | Higher Education                          | 205   | 218   | 359   | 373     | 1155    | 171   | 132   | 301   | 240     | 844     |
| 32 | Home Affairs                              | 22634 | 4529  | 54501 | 1002766 | 1084430 | 18744 | 5143  | 42332 | 889369  | 955588  |
| 33 | Indian Audit and Accounts Department      | 6508  | 12724 | 0     | 48290   | 67522   | 5906  | 10838 | 0     | 27541   | 44285   |
| 34 | Promotion of Industry and Internal Trade  | 1101  | 217   | 383   | 869     | 2570    | 934   | 94    | 179   | 457     | 1664    |
| 35 | Information and Broadcasting              | 467   | 524   | 718   | 3626    | 5335    | 323   | 320   | 546   | 2190    | 3379    |
| 36 | Electronics and Information Technology    | 4147  | 171   | 379   | 1852    | 6549    | 3554  | 111   | 307   | 1141    | 5113    |
| 37 | Investment and Public Asset Management    | 34    | 16    | 21    | 15      | 86      | 30    | 9     | 16    | 13      | 68      |
| 38 | Labour and Employment                     | 1196  | 407   | 537   | 4571    | 6711    | 749   | 263   | 476   | 2580    | 4068    |
| 39 | Land Resources                            | 37    | 0     | 57    | 34      | 128     | 32    | 0     | 24    | 24      | 80      |
| 40 | Law and Justice                           | 608   | 353   | 469   | 1273    | 2703    | 437   | 302   | 290   | 942     | 1971    |
| 41 | Micro, Small and Medium Enterprises       | 71    | 98    | 40    | 243     | 452     | 69    | 96    | 38    | 240     | 443     |
| 42 | Mines                                     | 4396  | 1428  | 3187  | 5008    | 14019   | 2785  | 855   | 1378  | 2076    | 7094    |
| 43 | Minority Affairs                          | 76    | 66    | 54    | 71      | 267     | 62    | 37    | 29    | 49      | 177     |
| 44 | New and Renewable Energy                  | 142   | 47    | 50    | 91      | 330     | 77    | 21    | 42    | 73      | 213     |
| 45 | Panchayati Raj                            | 38    | 23    | 24    | 42      | 127     | 29    | 7     | 20    | 18      | 74      |
| 46 | Parliamentary Affairs                     | 23    | 22    | 45    | 60      | 150     | 20    | 13    | 30    | 54      | 117     |
| 47 | Personnel, Public Grievances and Pensions | 1102  | 1190  | 2607  | 6225    | 11124   | 804   | 874   | 1810  | 5261    | 8749    |
| 48 | Petroleum and Natural Gas                 | 70    | 63    | 73    | 126     | 332     | 59    | 49    | 53    | 61      | 222     |
| 49 | Niti Aayog                                | 216   | 336   | 59    | 128     | 739     | 133   | 180   | 43    | 141     | 497     |
| 50 | Posts                                     | 850   | 450   | 10299 | 255892  | 267491  | 671   | 404   | 9343  | 167023  | 177441  |
| 51 | Power                                     | 620   | 194   | 196   | 429     | 1439    | 368   | 128   | 60    | 222     | 778     |
| 52 | President's Secretariat                   | 43    | 44    | 75    | 218     | 380     | 34    | 39    | 59    | 157     | 289     |
| 53 | Prime Minister's Office                   | 62    | 65    | 118   | 201     | 446     | 73    | 63    | 114   | 79      | 329     |
| 54 | Public Enterprises                        | 30    | 11    | 14    | 52      | 107     | 25    | 9     | 6     | 32      | 72      |
| 55 | Railways                                  | 13662 | 5318  | 620   | 1488094 | 1507694 | 12593 | 4520  | 0     | 1253286 | 1270399 |

|    |  |               |               |               |                |                |               |              |               |                |                |
|----|--|---------------|---------------|---------------|----------------|----------------|---------------|--------------|---------------|----------------|----------------|
| 56 | Revenue                                      | 12126         | 32212         | 33303         | 100791         | 178432         | 8153          | 26680        | 17138         | 50134          | 102105         |
| 57 | Road Transport and Highways                  | 377           | 77            | 188           | 334            | 976            | 299           | 61           | 149           | 217            | 726            |
| 58 | Rural Development                            | 126           | 108           | 128           | 187            | 549            | 108           | 53           | 89            | 130            | 380            |
| 59 | School Education and Literacy                | 54            | 47            | 81            | 94             | 276            | 41            | 52           | 50            | 59             | 202            |
| 60 | Science and Technology                       | 643           | 818           | 3037          | 7946           | 12444          | 300           | 580          | 1620          | 1717           | 4217           |
| 61 | Scientific and Industrial Research           | 49            | 13            | 19            | 35             | 116            | 44            | 12           | 8             | 13             | 77             |
| 62 | Ports, Shipping and Waterways                | 287           | 243           | 610           | 1502           | 2642           | 209           | 159          | 345           | 859            | 1572           |
| 63 | Skill Development and Entrepreneurship       | 367           | 124           | 811           | 685            | 1987           | 258           | 65           | 481           | 419            | 1223           |
| 64 | Social Justice and Empowerment               | 133           | 103           | 170           | 260            | 666            | 76            | 58           | 118           | 199            | 451            |
| 65 | Space  | 9704          | 161           | 4032          | 4805           | 18702          | 9438          | 133          | 3782          | 2661           | 16014          |
| 66 | Statistics and Programme Implementation      | 547           | 1823          | 2646          | 1136           | 6152           | 368           | 1567         | 1512          | 772            | 4219           |
| 67 | Steel  | 59            | 42            | 87            | 114            | 302            | 71            | 34           | 69            | 101            | 275            |
| 68 | Telecommunications                           | 987           | 235           | 1328          | 996            | 3546           | 1140          | 192          | 1082          | 935            | 3349           |
| 69 | Textiles                                     | 319           | 206           | 725           | 3489           | 4739           | 288           | 198          | 730           | 3437           | 4653           |
| 70 | Tourism                                      | 75            | 102           | 134           | 268            | 579            | 60            | 95           | 115           | 192            | 462            |
| 71 | Tribal Affairs                               | 75            | 48            | 47            | 143            | 313            | 52            | 30           | 26            | 64             | 172            |
| 72 | Union Public Service Commission              | 220           | 277           | 498           | 833            | 1828           | 175           | 187          | 322           | 480            | 1164           |
| 73 | Housing and Urban Affairs                    | 3420          | 3038          | 526           | 12523          | 19507          | 3406          | 3038         | 526           | 12523          | 19493          |
| 74 | Vice President's Secretariat                 | 6             | 5             | 8             | 43             | 62             | 5             | 5            | 5             | 36             | 51             |
| 75 | Water Resources, River Development and Ganga | 1209          | 787           | 1449          | 7194           | 10639          | 895           | 691          | 807           | 3689           | 6082           |
| 76 | Women and Child Development                  | 113           | 97            | 136           | 352            | 698            | 102           | 63           | 130           | 301            | 596            |
| 77 | Youth Affairs and Sports                     | 59            | 70            | 85            | 168            | 382            | 42            | 61           | 63            | 125            | 291            |
|    | <b>Total</b>                                 | <b>131350</b> | <b>102264</b> | <b>243409</b> | <b>3527918</b> | <b>4004941</b> | <b>110095</b> | <b>85467</b> | <b>165364</b> | <b>2771772</b> | <b>3132698</b> |