

For official use only



GOVERNMENT OF INDIA

ANNUAL REPORT

ON

PAY AND ALLOWANCES

OF

CENTRAL GOVERNMENT CIVILIAN EMPLOYEES

2015-16

PAY RESEARCH UNIT

DEPARTMENT OF EXPENDITURE

MINISTRY OF FINANCE

NEW DELHI


PREFACE

The Pay Research Unit (PRU) of the Department of Expenditure, Ministry of Finance brings out an “**Annual Report on Pay and Allowances of Central Government Civilian Employees**” for each financial year. As in the past, the **Annual Report for 2015-16** provides statistical information on expenditure incurred by different Ministries/Departments of the Central Government on Pay and Allowances including Dearness Allowance, House Rent Allowance, Transport Allowance, Overtime Allowance, etc. in respect of its regular employees. The Annual Report also contains information on the group-wise number of sanctioned posts and of employees in position in various Ministries/ Departments.

2. The data in the Annual Report has been compiled on the basis of quarterly returns on expenditure on pay and allowances and annual returns on the strength of Central Government Civilian Employees furnished by the Central Government establishments to the PRU.

3. The Annual Report may be of use for personnel planning and for preparation of reliable estimates of financial implications of various proposals concerning pay and allowances of Central Government employees. While all efforts have been made to present the data in a meaningful manner, suggestions for further improvement would be welcome.

4. Ministry of Finance would like to thank all the Central Government Ministries/ Departments/ Organisations for their cooperation in furnishing data, without which this compilation would not have been possible. This Ministry would also like to acknowledge the contribution of the National Informatics Centre (North Block), New Delhi.



(Annie George Mathew)
Joint Secretary(Pers.)
Ministry of Finance
Department of Expenditure

October, 2016
New Delhi.

PROJECT STAFF

Name

Designation

Smt. Renu Sarin

Deputy Secretary

Shri Alok Nigam

Deputy Director

Shri A. K. Puri

Research Assistant

Smt. Pushp Lata

Jr. Research Assistant

Smt. Simmi Takkar

Computer

Shri Umesh Kumar Saini

Computer

SUPPORTING STAFF

Shri Jai Hind

M T S

Shri Amit Kumar

M T S

CONTENTS

CHAPTER-I

- i. Salient Features 3-4

CHAPTER-II

Total Expenditure

- ii. Total expenditure on pay & allowances of Central Government civilian employees including employees of UTs 7
- iii. Total expenditure on pay and allowances of Central Government civilian employees including employees of the Union Territories as percentage of Revenue Receipts and Revenue Expenditure. 8

CHAPTER-III

Components of expenditure

- iv. Share of major components in total expenditure of Central Government civilian employees including employees of UTs during last three years. 11
- v. Expenditure on major components of pay and allowances of Central Government civilian employees including employees of UTs. 12
- vi. Expenditure on major components of pay and allowances of Central Government civilian employees (excluding employees of UTs) including Mission Abroad . 13
- vii. Component-wise break up of expenditure on pay and allowances of the Central Government civilian employees including employees of UTs during last three years 14
- viii. Percentage distribution of expenditure incurred on different components of pay and allowances of Central Government employees including employees of UTs during 2015-16 15
- ix. Component-wise break up of expenditure on pay and allowances of the Central Government civilian employees including Missions Abroad (excluding employees of UTs) during last three years 16
- x. Percentage distribution of expenditure incurred on different components of pay and allowances including Missions Abroad (excluding employees of UTs) during 2015-16. 17
- xi. Expenditure of House Rent Allowances (HRA) of Central Government civilian employees including employees of Union Territories and rates of HRA and Transport Allowance. 18

CHAPTER-IV

Expenditure of Major Ministries /Departments on Pay and Allowances

- xii. Total expenditure on pay and allowances and expenditure of major Ministries/ Departments during last three years. 21
- xiii. Share of major Ministries/Departments in total expenditure during last three years 22
- xiv. Component-wise break up of expenditure on pay and allowances of the employees of other department excluding employees of UTs, Railways, Defence, Posts Home Affairs and Missions Abroad. 23
- xv. Percentage distribution of expenditure incurred on different components of pay and allowances excluding UTs, Railways, Defence, Posts, Home Affairs and Missions Abroad during 2015-16 24

(ii)

xvi	Expenditure on pay and allowances of the employees of Ministry of Railways.	25
xvii.	Expenditure on pay and allowances of the civilian employees of Ministry of Defence(Civil)	25
xviii.	Expenditure on pay and allowances of the employees of Department of Posts,	26
xix.	Expenditure on pay and allowances of the employees of Ministry of Home Affairs.	26
xx.	Expenditure on pay and allowances of the employees of UT Administrations.	27
xxi	Expenditure on pay and allowances of regular employees and local recruits in Indian Missions Abroad.	27
xxii	Expenditure incurred on pay and allowances by the central Ministries/Departments on civilian employees during 2015-2016.	28-30

CHAPTER-V

Sanctioned Strength and Employees in Position in Central Government as on 1.3.2015

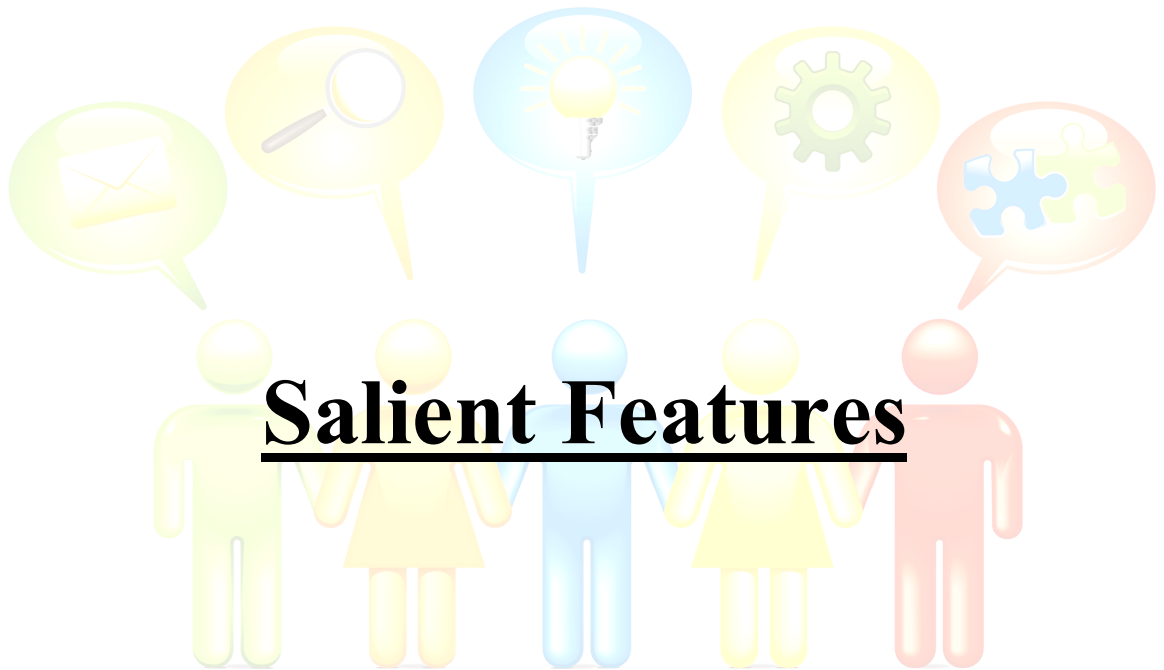
xxiii	Distribution of regular civilian employees (Group-wise) in Central Government and UT Administrations as on 1.3.2015.	33
xxiv.	Group-wise number of sanctioned posts and employees in position, vacancies and their percentage to total sanctioned posts as on 1.3.2015.	34
xxv	Group-wise and status-wise estimated number of Central Government civilian regular employees as on 1.3.2015 in major Ministries/Departments (excluding UTs)	35
xxvi	Strength (Number of sanctioned posts and number of employees in position) of Central Police Forces.	36
xxvii	Group-wise and status-wise (Gazetted/Non-Gazetted) estimated number of Central Government civilian regular employees as on 1.3.2015	37-39

CHAPTER-VI

All India Consumer Price Index up to 1.3.2016

xxviii	All India working class Consumer Price Index(CPI) number of Industrial workers (base 2001=100)-12 monthly average and percentage increase over 115.76 (12 monthly average of price index from Jan 2005 to Dec 2005) points.	43
---------------	---	----

CHAPTER - I



Salient Features

SALIENT FEATURES

1. The total expenditure on Pay and Allowances (excluding Productivity Linked Bonus/ Ad-hoc Bonus, Honorarium, Encashment of Earned Leave and Travelling Allowance) for Regular Central Government Civilian employees including employees of the Union Territories was ₹150028.57 crore in 2015-16 as compared to ₹139951.93 crore in 2014-15. Thus, there is an increase in expenditure by ₹10076.64 crore over previous year which in relative terms works out to around 7.20%.
2. The Total expenditure on pay and allowances as a percentage of Revenue Receipts and Revenue Expenditure of the Central Government during the financial year 2014-15 was 10.53% and 8.26% as compared 10.43% and 8.07% respectively during the financial year 2013-14.
3. Out of the total expenditure of 150028.57 crore, the percentage expenditure on Pay, Dearness Allowance (DA), House Rent Allowance (HRA) and other allowances are 36.77%, 42.68%, 4.15% and 16.22% respectively.
4. Out of the total expenditure of ₹6225.14 crore on HRA in 2015-16, the HRA expenditure for X class cities is ₹2287.80 crore which is around 36.75% of the total expenditure on HRA.
5. Almost 85% of the total expenditure was incurred by five major Ministries/ Departments (Railways, Defence(Civil) Home Affairs, Post and Revenue) during 2015-16.
6. Of the total expenditure on Pay and Allowances in 2015-16, the Ministry of Railways continues to have the largest share i.e 34.98% , marginally decreased from 35.87% in 2014-15. Share of Ministry of Home Affairs has increased from 24.91% to 26.59% and department of Posts has been decreased from 8.26% to 7.74% . Share of Ministry of Defence (Civil) has increased from the previous year i.e. from 12.03% to 12.11%. Share of other departments has decreased from 18.93% to 16.31% .
7. The expenditure of UT administrations is 3382.19 crore in 2015-16 as compared to ₹3192.96 crore in 2014-15. Thus, there is an increase in expenditure by ₹189.23. crore over previous year which in relative terms works out to around 5.93%.
8. The expenditure of Indian Missions/ Embassies abroad is ₹1159.54 crore in 2015-16 as compared to ₹1092.25 crore in 2014-15. Thus, there is an increase in expenditure by 67.29 crore over previous year which in relative terms works out to around 6.16%.

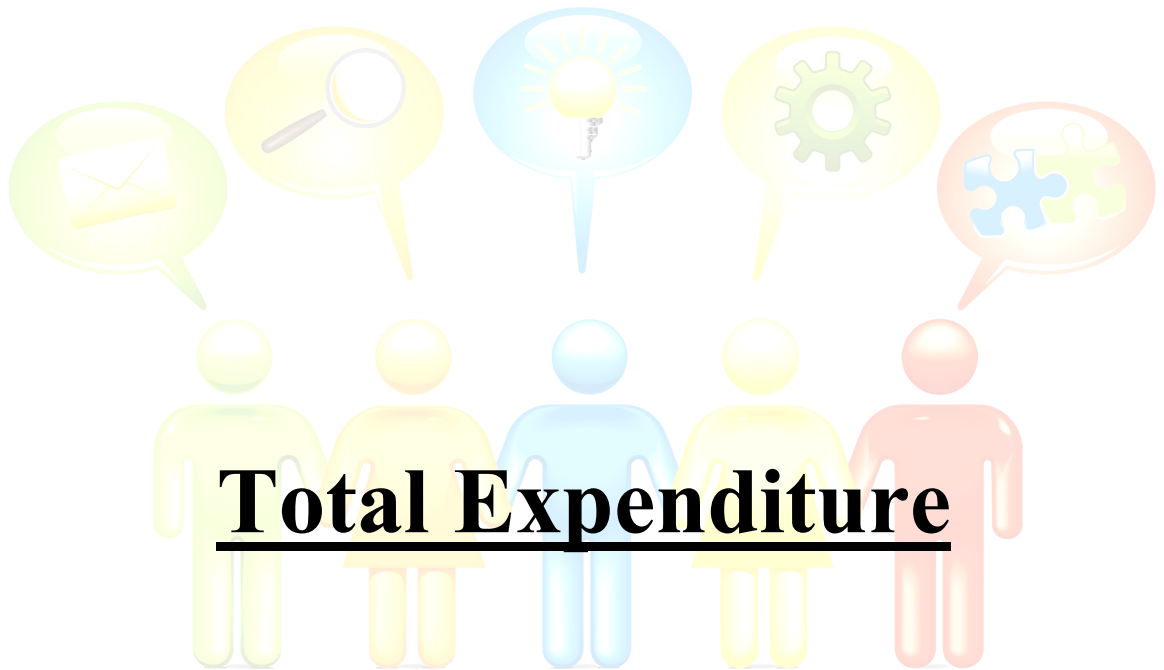
9. As on 01.03.2015 the total number of Regular Central Government Civilian Employees in position was 32.29 lakh against the sanctioned strength of 36.49 lakh and approximately 11.52% of the posts were vacant.

10. Almost 92% of the total manpower is covered by five major Ministries/Departments viz, Railways, Defence(Civil) , Home Affairs, Posts and Revenue. Of the total strength of 32.29 lakh, the percentage share of the Railways is 41.08%, Home Affairs 29.66%, Defence (Civil) 12.34%, Posts 5.97%, Revenue 2.99% and all other Ministries/ Departments 7.96%

11. Against the sanctioned strength of 9.55 lakh in Central Police Forces, 9.12 lakh employees were in position as on 01.03.2015. In Union Territories (UTs) 64934 employees were in position as on 01.03.2015.

12. Consumer Price Index (CPI) Number for Industrial Worker (Base 2001=100) has registered an increase of 128.92% over 115.76 (12 monthly average of price index from January 2005 to December 2005) points up to March 2016.

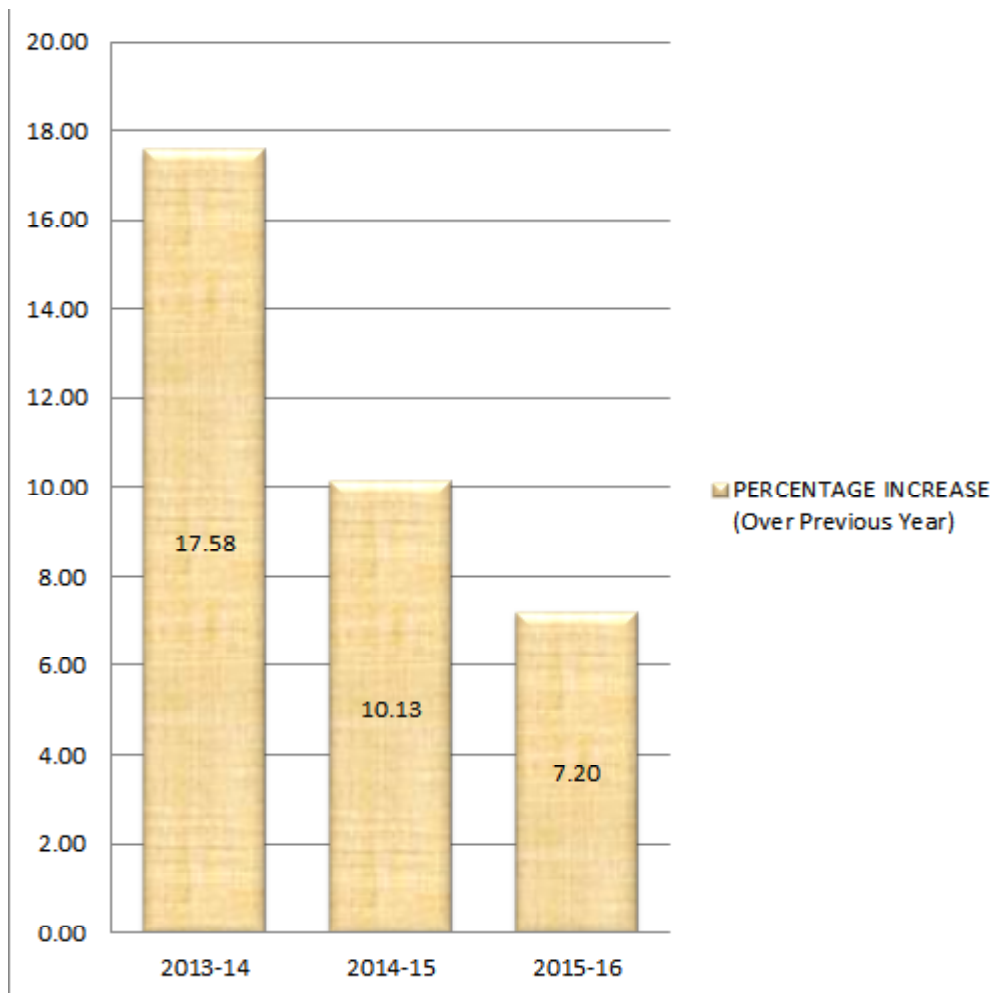
CHAPTER - II



TOTAL EXPENDITURE ON PAY AND ALLOWANCES OF THE CENTRAL GOVERNMENT CIVILIAN EMPLOYEES INCLUDING EMPLOYEES OF UNION TERRITORIES (UTs)

YEAR	Expenditure (₹ in crore)	Percentage Increase (Over Previous Year)
2013-14	127074.60	17.58
2014-15	139951.93	10.13
2015-16	150028.57	7.20

Percentage Increase over previous year in Pay and Allowances of the Central Government Civilian Employees including employees of UTs



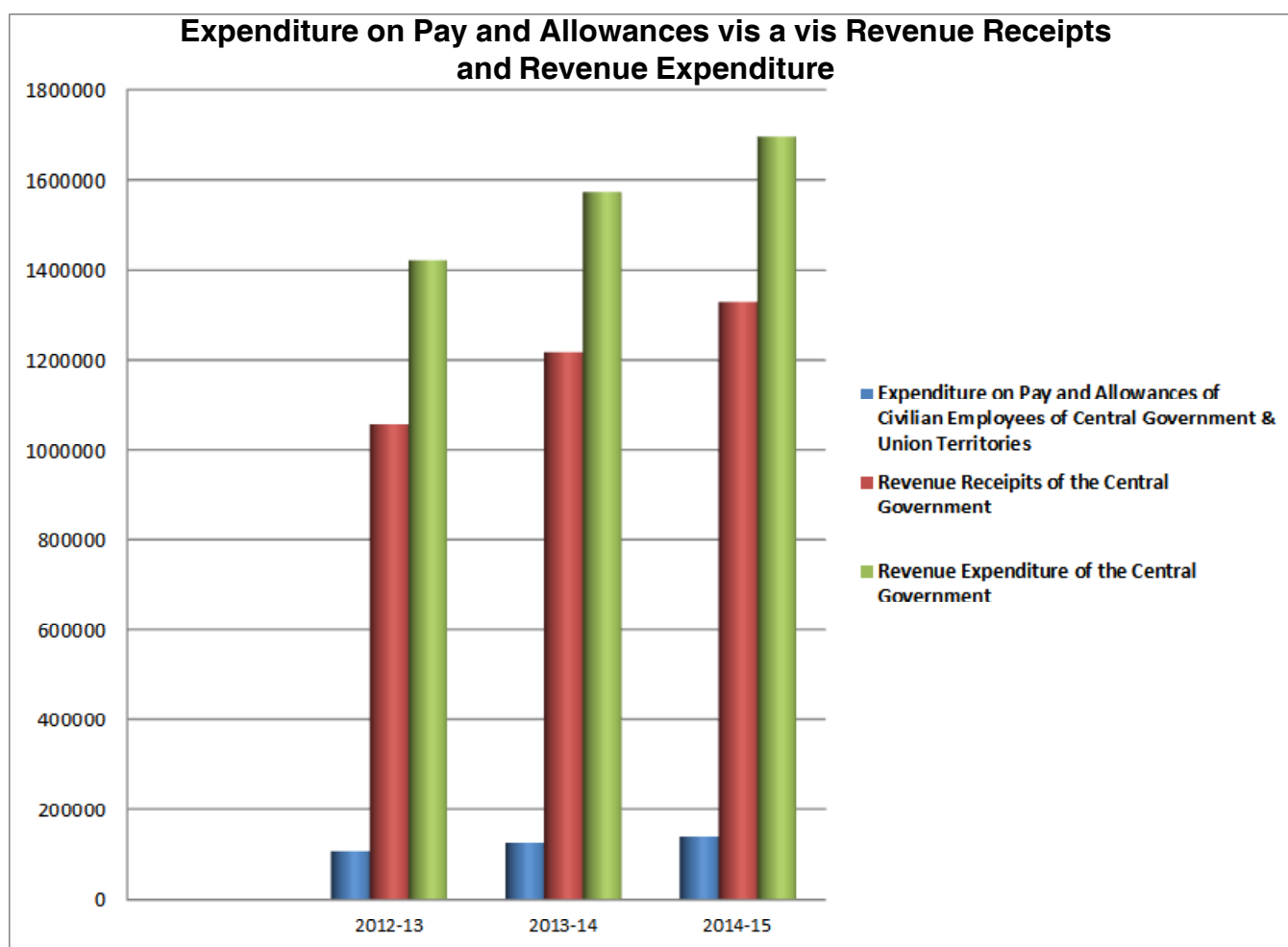
Note: (i) This does not include the expenditure incurred on Travelling Allowance, Productivity Linked Bonus/Ad hoc Bonus, Honorarium and Encashment of Earned Leave.

TOTAL EXPENDITURE ON PAY AND ALLOWANCES OF CENTRAL GOVERNMENT CIVILIAN EMPLOYEES INCLUDING EMPLOYEES OF THE UNION TERRITORIES AS PERCENTAGE OF REVENUE RECEIPTS AND REVENUE EXPENDITURE

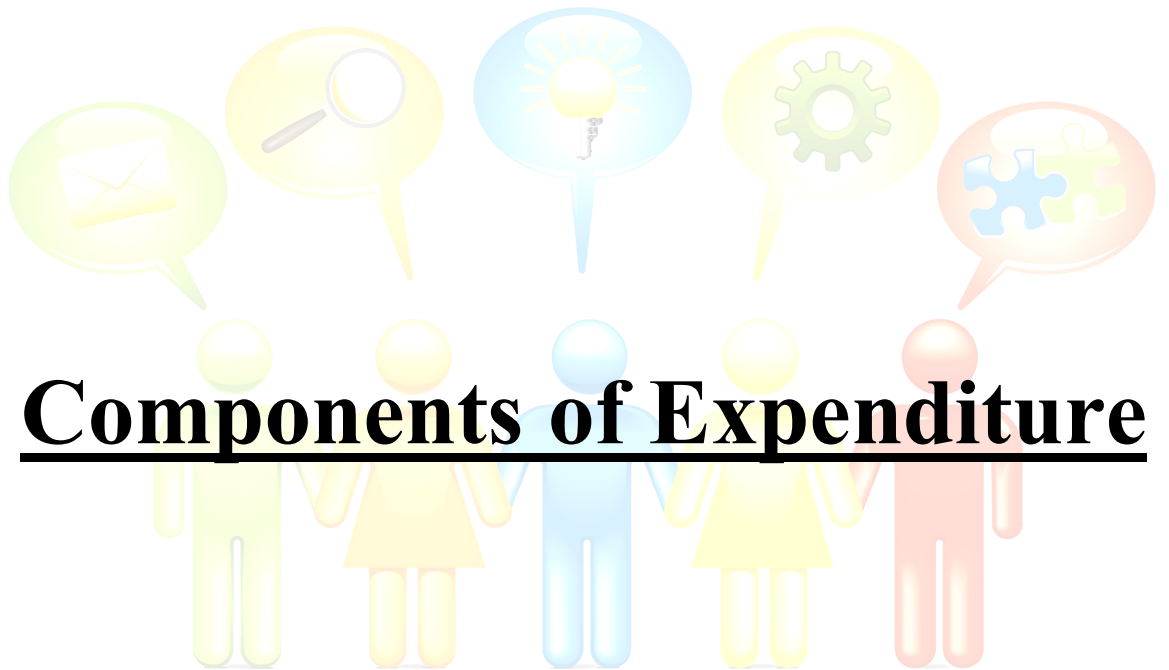
(₹ in crore)

Year	Expenditure on Pay and Allowances of Civilian Employees of Central Government & Union Territories	Revenue Receipts of the Central Government	Revenue Expenditure of the Central Government	Expenditure on pay and Allowances as percentage of	
				Revenue Receipts	Revenue Expenditure
2012-13	108070	1055891	1422087	10.23	7.60
2013-14	127075	1217799	1575097	10.43	8.07
2014-15	139952	1328909	1695137	10.53	8.26

Note: The above figures of the revenue receipts & expenditure have been taken from Annual Financial Statement of the Central Government as laid before the Parliament. The figures of receipts & expenditure includes Railways also.



CHAPTER - III



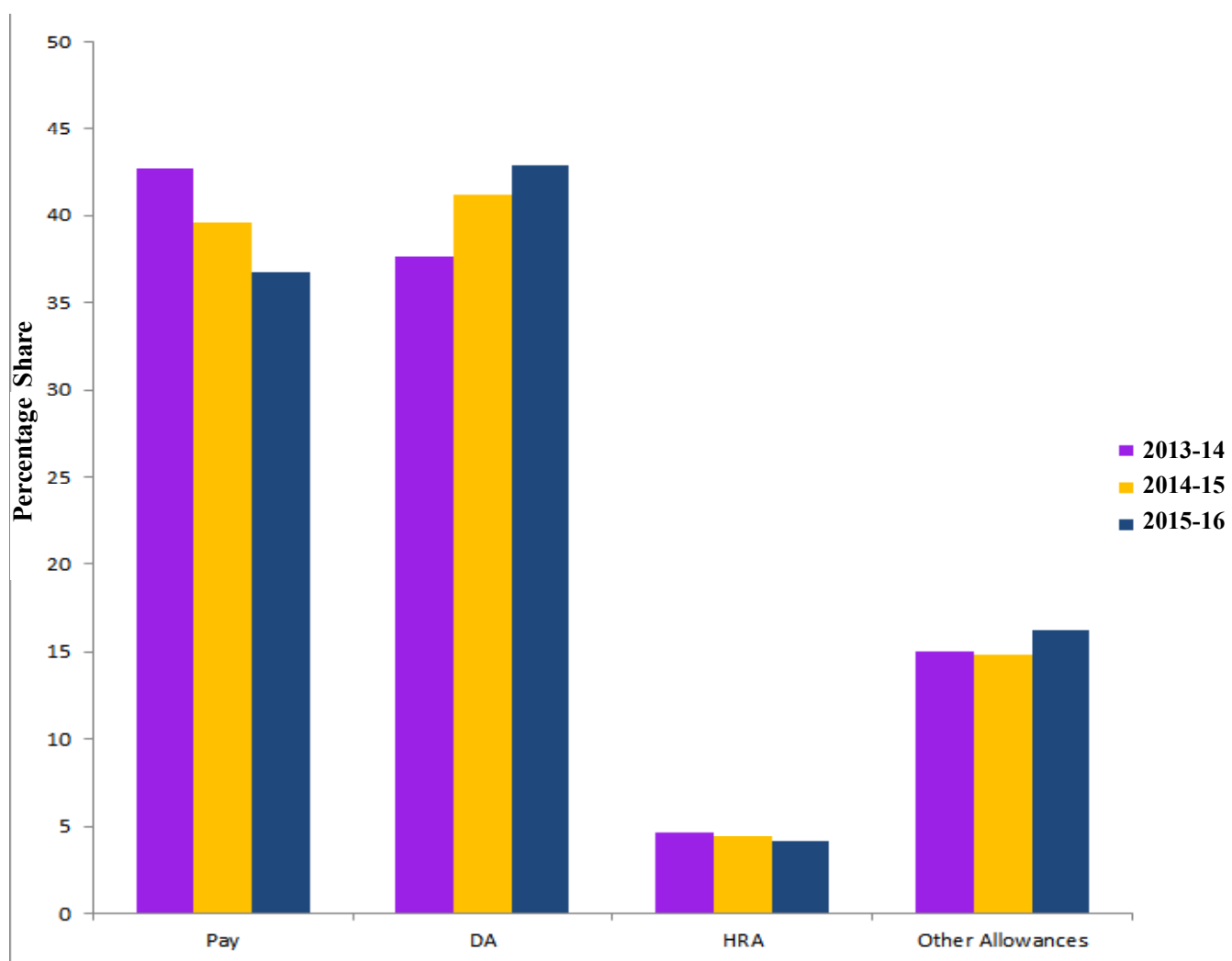
Components of Expenditure

**SHARE OF MAJOR COMPONENTS IN TOTAL EXPENDITURE OF CENTRAL GOVERNMENT
CIVILIAN EMPLOYEES INCLUDING EMPLOYEES OF UNION TERRITORIES
DURING THE LAST THREE YEAR**

(Expressed as percentage to total)

Year	Pay	DA	HRA	Other Allowances	Total
2013-14	42.70	37.61	4.64	15.05	100.00
2014-15	39.55	41.20	4.42	14.83	100.00
2015-16	36.77	42.86	4.15	16.22	100.00

Share of Major Components in Total Expenditure



Note: (i) This does not include the expenditure incurred on Travelling Allowance, Productivity Linked Bonus/Ad hoc Bonus, Honorarium and Encashment of Earned Leave.

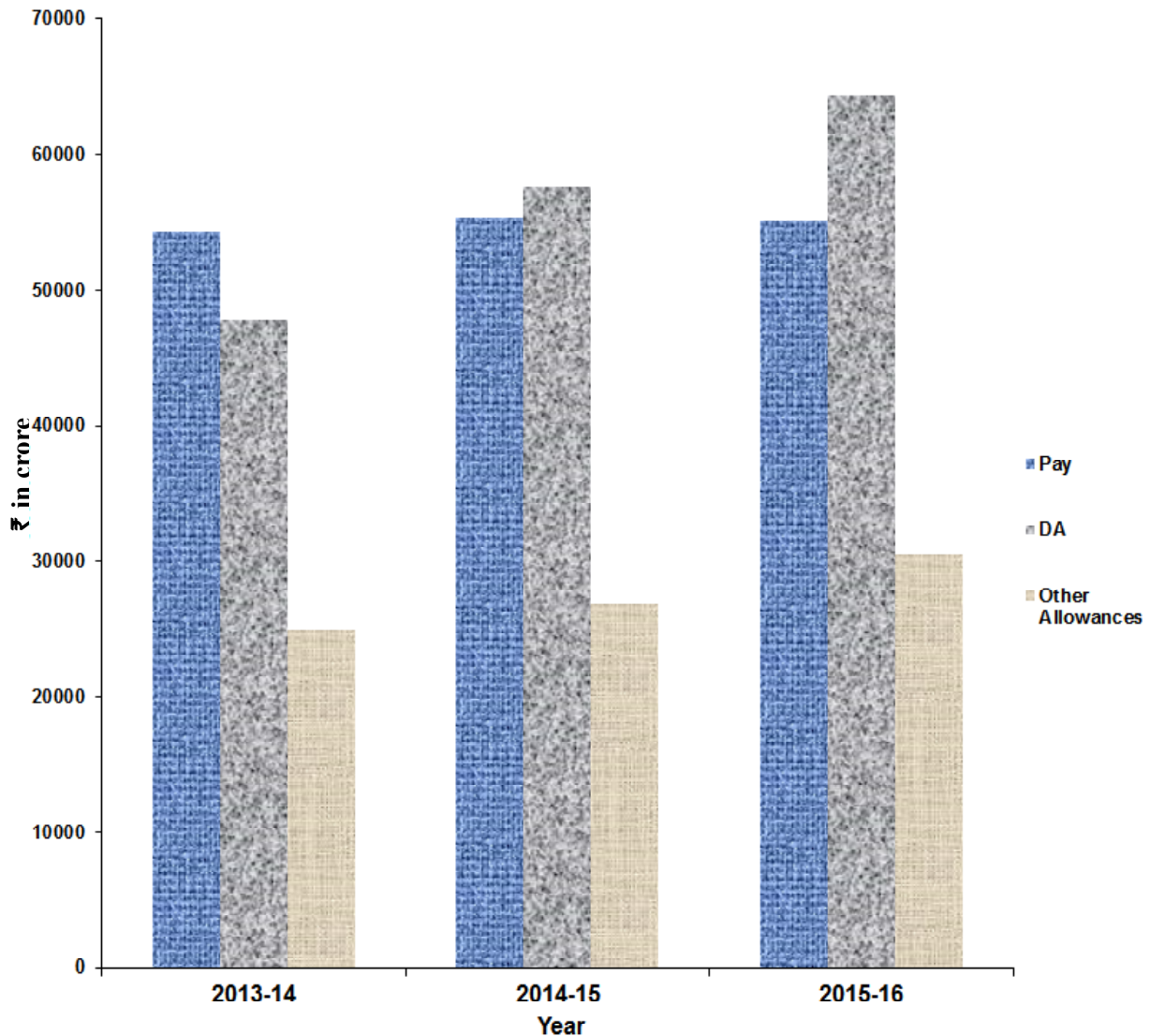
(ii) Other Allowances include OTA, Transport Allowance, Special Pay and Deputation (Duty) Allowance, CEA, Reimbursement of Medical Charges, Leave Travel Concession and Other Compensatory Allowances.

EXPENDITURE ON MAJOR COMPONENTS OF PAY AND ALLOWANCES OF THE CENTRAL GOVERNMENT CIVILIAN EMPLOYEES INCLUDING EMPLOYEES OF UNION TERRITORIES

(₹ in crore)

Year	Pay	DA	Other Allowances	Total
2013-14	54257.94	47797.04	25019.62	127074.60
2014-15	55355.07	57653.48	26943.38	139951.93
2015-16	55162.69	64304.33	30561.55	150028.57

Expenditure on Pay and Allowances including Union Territories



Note: (i) This does not include the expenditure incurred on Travelling Allowance, Productivity Linked Bonus/Ad hoc Bonus, Honorarium and Encashment of Earned Leave.

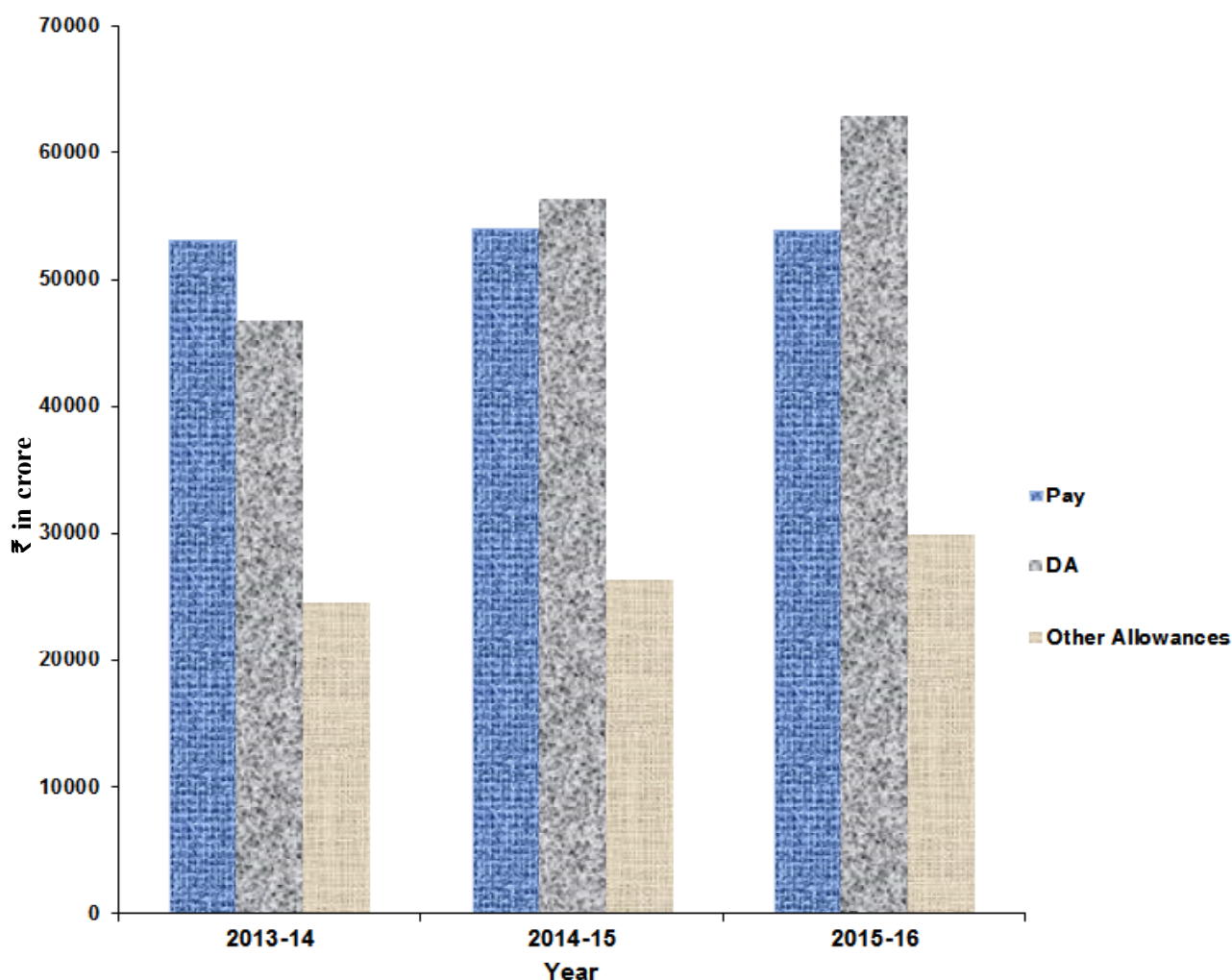
(ii) Other Allowances include HRA, OTA, Transport Allowance, Special Pay and Deputation (Duty) Allowance, CEA, Reimbursement of Medical Charges, Leave Travel Concession and Other Compensatory Allowances.

**EXPENDITURE ON MAJOR COMPONENTS OF PAY AND ALLOWANCES OF THE
CENTRAL GOVERNMENT CIVILIAN EMPLOYEES (EXCLUDING EMPLOYEES OF
UNION TERRITORIES) INCLUDING MISSION ABROAD**

(₹ in crore)

Year	Pay	DA	Other Allowances	Total
2013-14	53050.62	46736.86	24529.72	124317.20
2014-15	54105.32	56339.06	26314.59	136758.97
2015-16	53897.16	62834.35	29914.87	146646.38

Expenditure on Pay and Allowances



- Note:** (i) This does not include the expenditure incurred on Travelling Allowance, Productivity Linked Bonus/Ad hoc Bonus, Honorarium and Encashment of Earned Leave.
- (ii) This does not include the expenditure incurred on employees of UTs but includes the expenditure on the employees of Missions/Embassies.
- (iii) Other Allowances include HRA, OTA, Transport Allowance, Special Pay and Deputation (Duty) Allowance, Composite Hill Compen. Allowance, CEA, Reimbursement of Medical Charges, Leave Travel Concession and Other Compensatory Allowances.

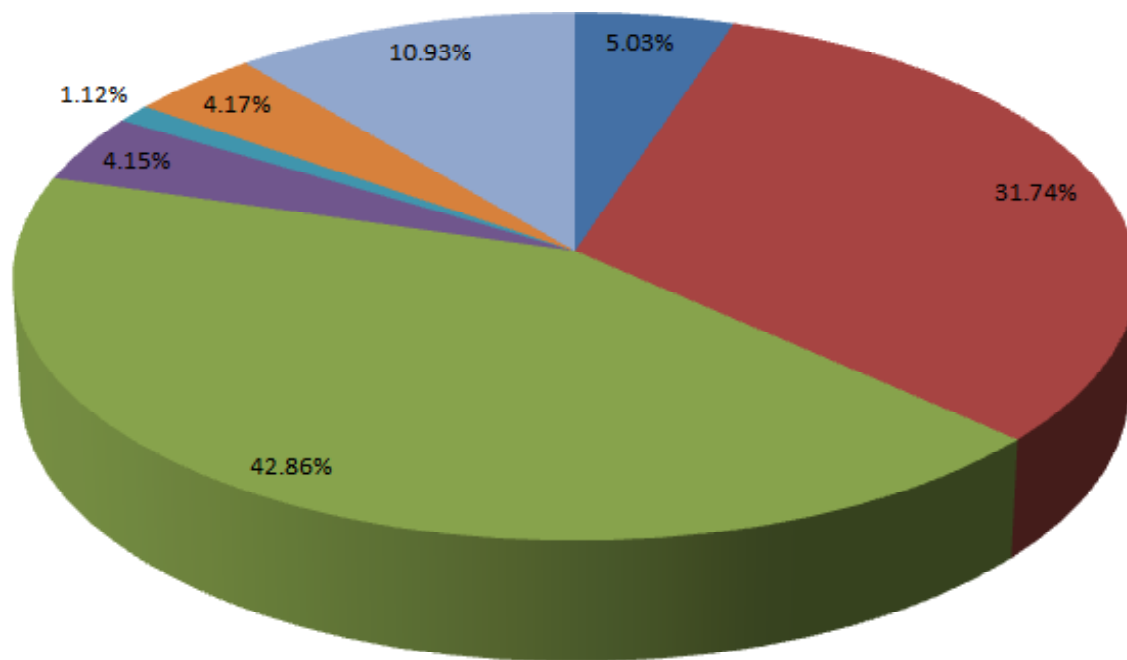
**COMPONENT-WISE BREAK UP OF EXPENDITURE ON PAY AND ALLOWANCES
OF THE CENTRAL GOVERNMENT CIVILIAN EMPLOYEES INCLUDING EMPLOYEES
OF UNION TERRITORIES DURING THE LAST THREE YEARS**

(₹ in crore)

S.No.	Pay/Allowances	2013-14	2014-15	2015-16
(1)	(2)	(3)	(4)	(5)
1	Pay of Gazetted Officers	7221.31	7418.15	7541.31
2	Pay of Non-Gazetted Staff	47036.63	47936.92	47621.38
3	Dearness Allowance	47797.04	57653.48	64304.33
	Sub-Total (i)	102054.98	113008.55	119467.02
1	House Rent Allowance	5890.63	6189.43	6225.14
2	Overtime Allowance	1758.17	1673.43	1674.40
3	Transport Allowance	5380.60	5820.18	6250.71
4	Spl. Pay & Deput. (Duty) Allowance	174.34	199.76	235.69
5	Composite Hill Compen. Allowance	161.19	196.27	301.16
6	Children Education Allowance	1785.92	1899.33	1886.92
7	Reimbursement of Medical Charges	847.68	965.80	1012.35
8	Leave Travel Concession	849.79	1020.37	938.93
9	Other Compensatory Allowances	8171.30	8978.81	12036.25
	Sub-Total (ii)	25019.62	26943.38	30561.55
	Grand Total (i) + (ii)	127074.60	139951.93	150028.57
	Travelling Allowance	3470.78	3660.76	4897.67

Note: This does not include the expenditure incurred on Productivity Linked Bonus/Ad hoc Bonus, Honorarium and Encashment of Earned Leave.

Percentage distribution of expenditure incurred on different components of pay and allowance of Central Government employee including employees of Union Territories during 2015-16



- Pay of Gazetted Officer
- Pay of Non-Gazetted Staff
- Dearness Allowances
- House Rent Allowance
- Overtime Allowance
- Transport Allowance
- Other Compensatory Allowance

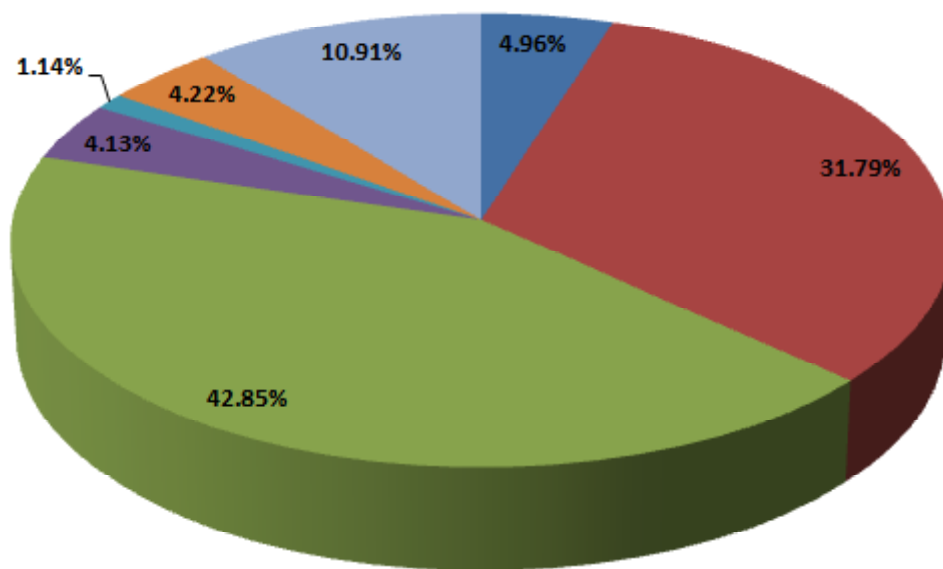
**COMPONENT-WISE BREAK UP OF EXPENDITURE ON PAY AND ALLOWANCES OF
THE CENTRAL GOVERNMENT CIVILIAN EMPLOYEES INCLUDING MISSION ABROAD
(EXCLUDING EMPLOYEES OF UNION TERRITORIES) DURING THE LAST THREE YEARS**

(₹ in crore)				
S.No.	Pay/Allowances	2013-14	2014-15	2015-16
(1)	(2)	(3)	(4)	(5)
1	Pay of Gazetted Officers	6893.34	7176.54	7273.92
2	Pay of Non-Gazetted Staff	46157.28	46928.78	46623.24
3	Dearness Allowance	46736.86	56339.06	62834.35
	Sub-Total (i)	99787.48	110444.38	116731.51
1	House Rent Allowance	5755.33	6007.72	6063.49
2	Overtime Allowance	1741.89	1654.28	1666.72
3	Transport Allowance	5332.34	5757.27	6186.05
4	Spl. Pay & Deput. (Duty) Allowance	170.56	197.33	231.76
5	Composite Hill Compen. Allowance	161.19	196.27	301.16
6	Children Education Allowance	1780.11	1894.94	1882.52
7	Reimbursement of Medical Charges	816.79	928.95	972.42
8	Leave Travel Concession	831.76	990.61	909.12
9	Other Compensatory Allowances	7939.75	8687.22	11701.63
	Sub-Total (ii)	24529.72	26314.59	29914.87
	Grand Total (i) + (ii)	124317.20	136758.97	146646.38
	Travelling Allowance	3442.14	3638.81	4866.06

Note: (i) This does not include the expenditure incurred on Productivity Linked Bonus/Adhoc Bonus, Honorarium and Encashment of Earned Leave.

(ii) This does not include the expenditure incurred on employees of UTs but includes the expenditure on the employees of Missions/Embassies.

Percentage distribution of expenditure incurred on different components of pay and allowance including Mission Abroad (excluding employees of Union Territories) during 2015-16



■ Pay of Gazetted Officers

■ Pay of Non-Gazetted Officers

■ Dearness Allowance

■ House Rent Allowance

■ Overtime Allowance

■ Transport Allowance

■ Other Compensatory Allowances

**EXPENDITURE ON HOUSE RENT ALLOWANCE (HRA) OF CENTRAL GOVERNMENT CIVILIAN
EMPLOYEES INCLUDING EMPLOYEES OF UNION TERRITORIES AND RATES OF
HRA AND TRANSPORT ALLOWANCE**

(₹ in crore)

Class of City	Expenditure on House Rent Allowance 2015-16
X	2287.80 (36.75)
Y	2241.07 (36.00)
Z	1696.27 (27.25)
Total	6225.14 (100.00)

N.B.: Figures in parentheses are the percentages to the total expenditure on House Rent Allowance.

RATES OF HOUSE RENT ALLOWANCE (w.e.f. 1.9.2008)

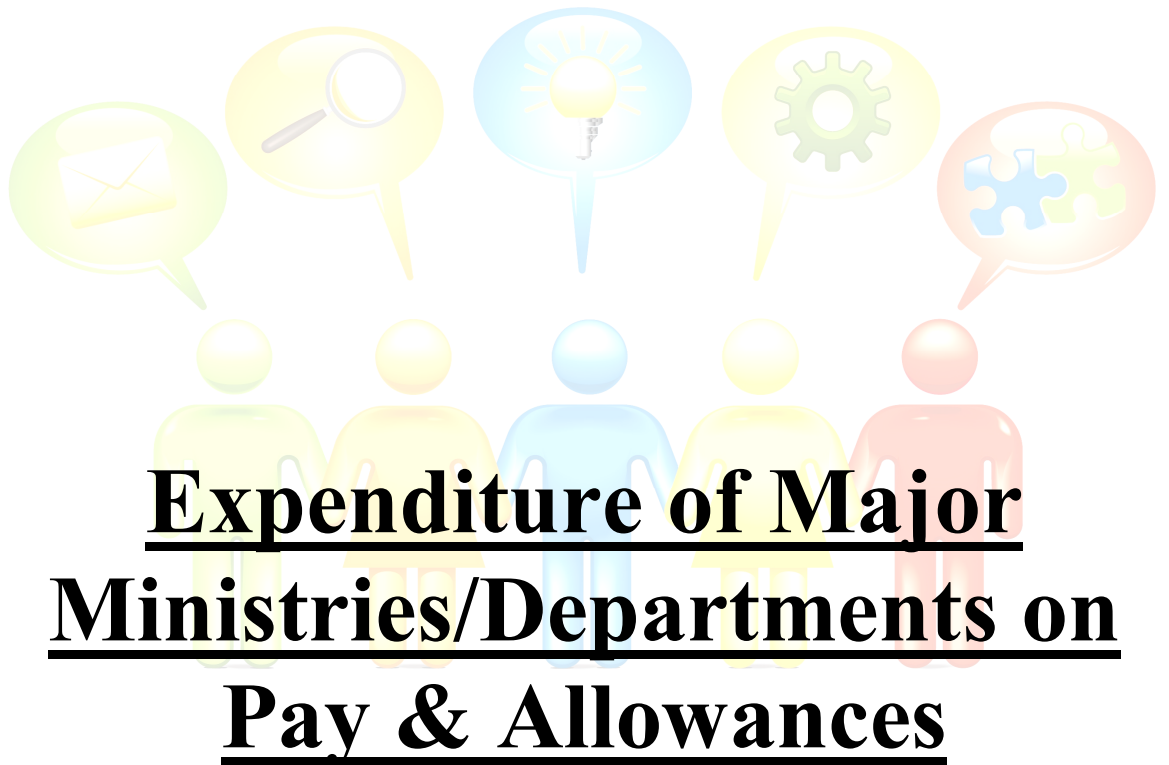
Classification of Cities/Towns	Rates of HRA as a percentage of (Basic pay+NPA where applicable)
X	30%
Y	20%
Z	10%

RATES OF TRANSPORT ALLOWANCE (w.e.f. 1.9.2008)

Employees drawing grade of pay	Rates of Transport Allowance per month in (₹)	
	*13 cities previously classified as 'A-1'/'A'	Other Places
1. ₹ 5400 & above	₹ 3200+DA	₹ 1600+DA
2. ₹ 4200, ₹ 4600 and ₹ 4800	₹ 1600+DA	₹ 800+DA
3. Below ₹ 4200 but drawing pay in the pay band equal to ₹ 7440 & above		
4. Below ₹ 4200 and pay in the pay band below ₹ 7440	₹ 600+DA	₹ 400+DA

* Ahmedabad (UA), Bangalore (UA), Chennai (UA), Delhi (UA), Greater Mumbai (UA), Hyderabad (UA), Jaipur (UA), Kanpur (UA), Kolkata (UA), Lucknow (UA), Nagpur (UA), Pune (UA) & Surat (UA)

CHAPTER - IV



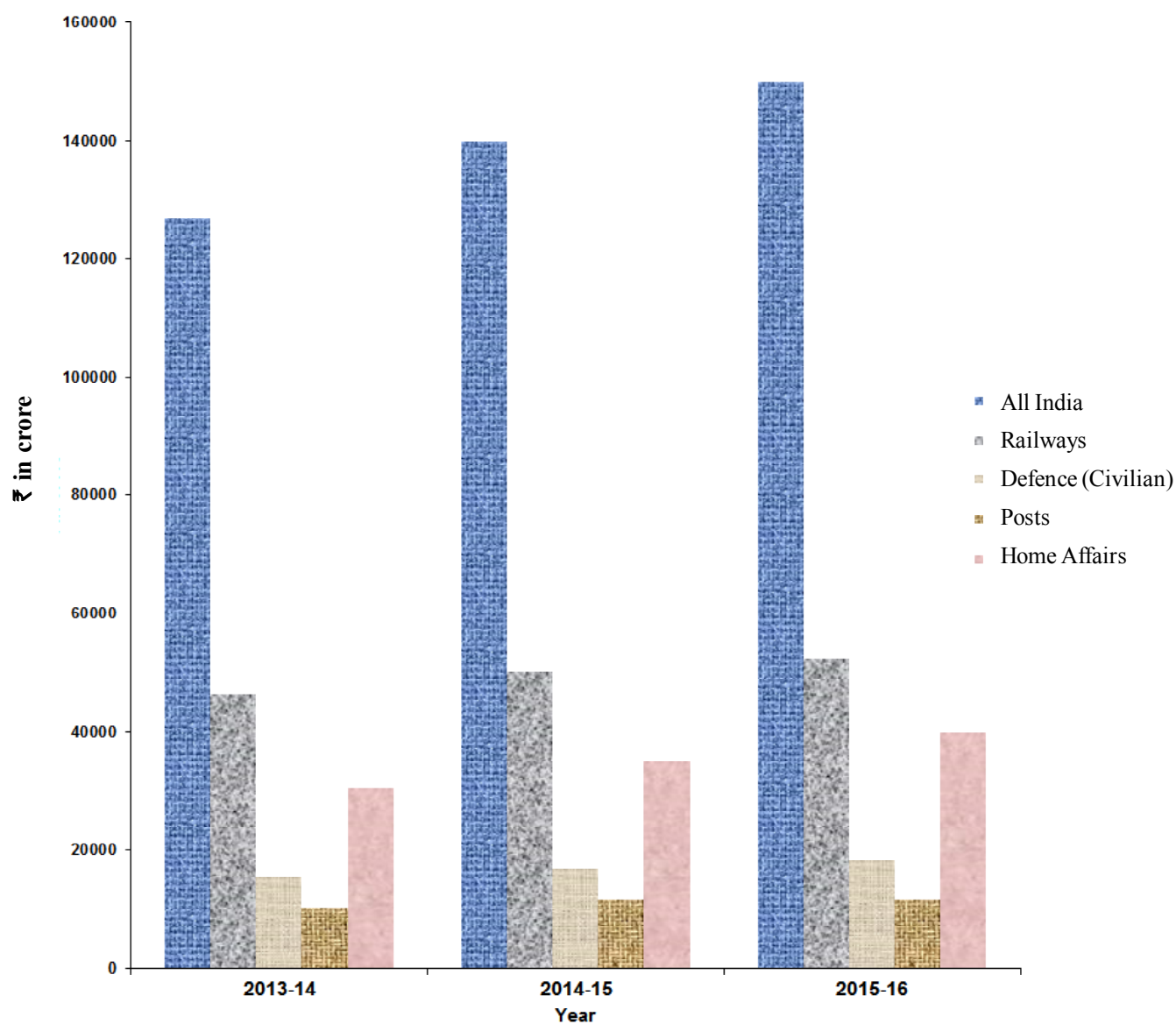
Expenditure of Major Ministries/Departments on Pay & Allowances

**TOTAL EXPENDITURE ON PAY AND ALLOWANCES AND EXPENDITURE OF
MAJOR MINISTRIES/DEPARTMENT DURING THE LAST THREE YEARS**

(₹ in crore)

Year	All India	Railways	Defence (Civilian)	Posts	Home Affairs
2013-14	127074.60	46508.76	15457.64	10276.89	30467.74
2014-15	139951.93	50195.86	16831.69	11563.16	34861.42
2015-16	150028.57	52477.23	18173.93	11619.14	39898.98

Expenditure on Pay and Allowances during the last three years



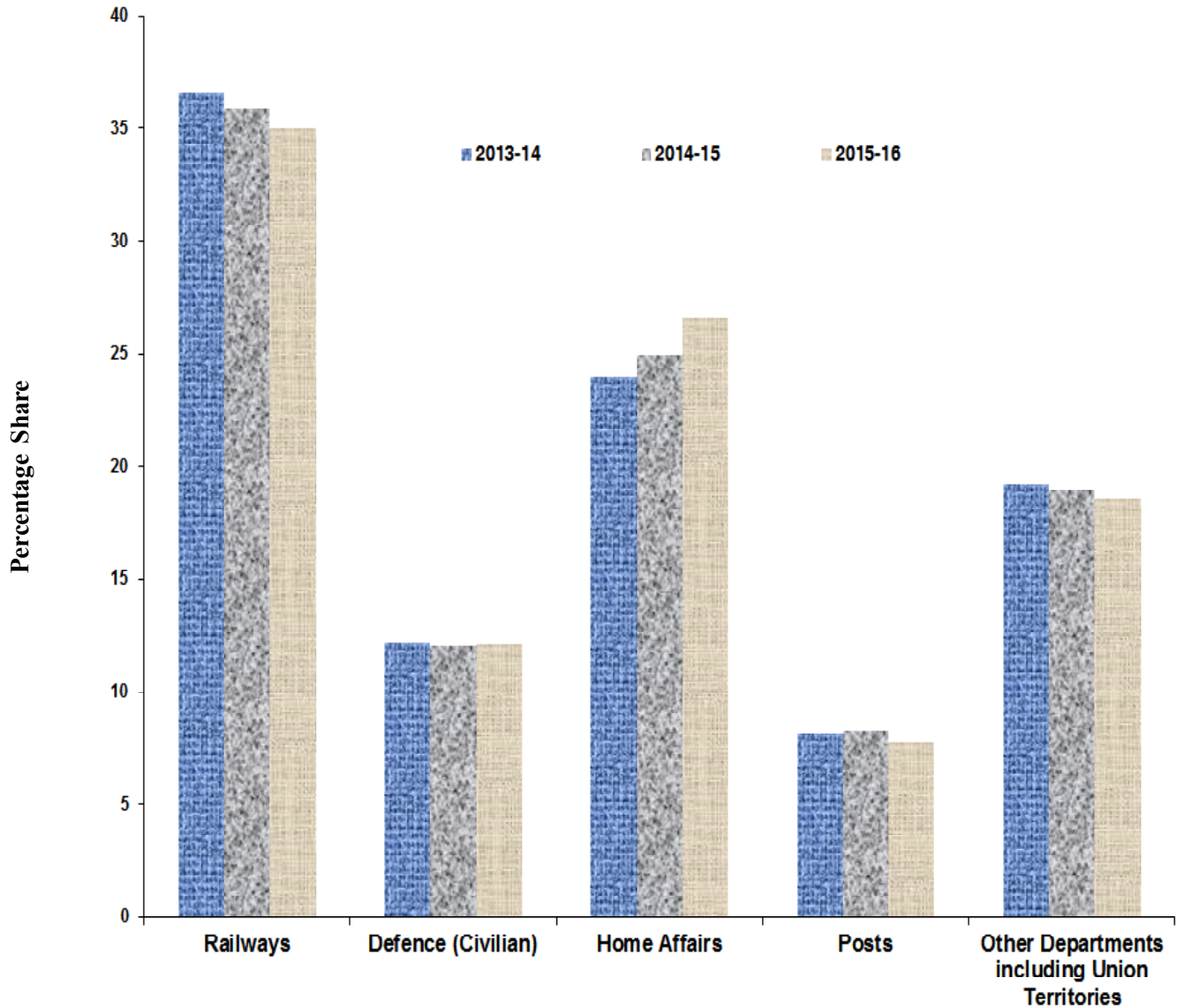
Note: Expenditure figure do not include Travelling Allowance, Productivity Linked Bonus/Ad hoc Bonus, Honorarium and Encashment of Earned Leave.

**SHARE OF MAJOR MINISTRIES/DEPARTMENTS IN TOTAL
EXPENDITURE DURING LAST THREE YEARS**

(Expressed as percentage to total)

Year	Railways	Defence (Civilian)	Home Affairs	Posts	Other Departments including Union Territories	Total
2013-14	36.60	12.16	23.98	8.09	19.17	100.00
2014-15	35.87	12.03	24.91	8.26	18.93	100.00
2015-16	34.98	12.11	26.59	7.74	18.58	100.00

Share of Major Departments in Total Expenditure

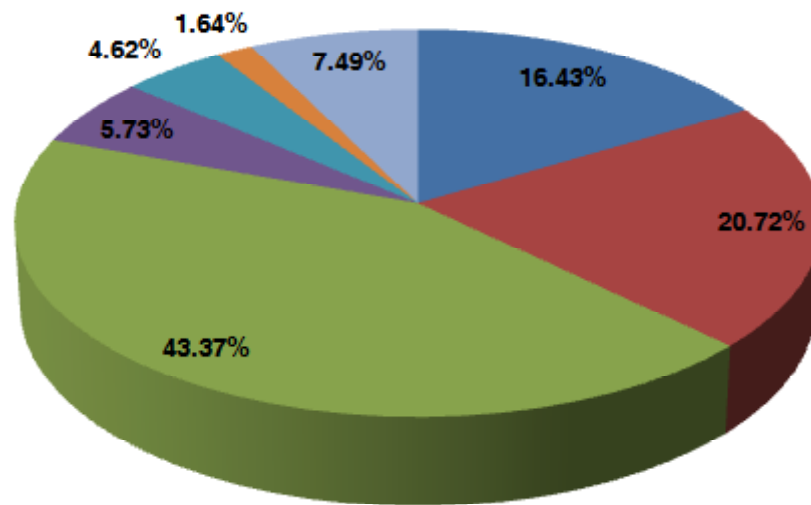


**COMPONENT-WISE BREAK UP OF EXPENDITURE ON PAY AND ALLOWANCES
OF THE EMPLOYEES OF OTHER DEPARTMENTS EXCLUDING EMPLOYEES OF UTs,
MINISTRIES/DEPARTMENTS OF RAILWAYS, DEFENCE, POSTS,
HOME AFFAIRS AND MISSION ABROAD**

		(₹ in crore)		
S.No.	Pay/Allowances	2013-14	2014-15	2015-16
(1)	(2)	(3)	(4)	(5)
1	Pay of Gazetted Officers	3829.76	3860.27	4020.74
2	Pay of Non-Gazetted Staff	4911.78	4844.09	5071.12
3	Dearness Allowance	7597.39	9084.16	10618.31
	Sub-Total (i)	16338.93	17788.52	19710.17
1	House Rent Allowance	1464.47	1399.57	1401.98
2	Overtime Allowance	50.09	54.16	55.22
3	Transport Allowance	1038.46	1106.80	1130.06
4	Spl. Pay & Deput. (Duty) Allowance	22.11	28.17	27.46
5	Composite Hill Compen. Allowance	9.43	8.63	9.09
6	Children Education Allowance	214.05	241.19	385.27
7	Reimbursement of Medical Charges	291.39	337.23	440.80
8	Leave Travel Concession	363.39	427.63	401.00
9	Other Compensatory Allowances	783.43	822.69	916.05
	Sub-Total (ii)	4236.82	4426.07	4766.93
	Grand Total (i) + (ii)	20575.75	22214.59	24477.10
	Travelling Allowance	679.17	728.72	991.19

Note: This does not include the expenditure incurred on Productivity Linked Bonus/Ad hoc Bonus, Honorarium and Encashment of Earned Leave.

Percentage distribution of expenditure incurred on different components of pay and allowance excluding UTs, Railways, Defence, Posts, Home Affairs and Missions abroad during 2015-16



- Pay of Gazetted Officers
- Pay of Non-Gazetted Staff
- Dearness Allowance
- House Rent Allowance
- Transport Allowance
- Leave Travel Concession
- Other Compensatory Allowances

EXPENDITURE ON PAY AND ALLOWANCES OF THE EMPLOYEES OF M/O RAILWAYS

(₹ in Crore)

Sl. No.	Pay/Allowances	2013-14	2014-15	2015-16
1	2	3	4	5
1	Pay of Gazetted Officers	930.84	1123.57	1125.83
2	Pay of Non-Gazetted Staff	18953.82	18660.28	18697.74
3	Dearness Allowance	17539.57	20773.03	22995.33
	Sub-Total (i)	37424.23	40556.88	42818.90
1	House Rent Allowance	2179.73	2276.30	2280.87
2	Overtime Allowance	987.45	876.80	878.56
3	Transport Allowance	2171.72	2496.47	2501.48
4	Special Pay and Deput.(Duty) Allowance	39.96	40.96	41.04
5	Composite Hill Compensatory Allowance	1.05	0.80	0.80
6	Children Education Allowance	609.57	640.40	641.69
7	Reimbursement of Medical Charges	69.92	74.14	74.29
8	Leave Travel Concession #	136.57	167.54	167.88
9	Other Compensatory Allowances	2888.56	3065.57	3071.72
	Sub - Total (ii)	9084.53	9638.98	9658.33
	Grand Total (i) + (ii)	46508.76	50195.86	52477.23
	Travelling Allowance	1244.00	1327.29	1393.65

The Employees of Railways get free passes.

EXPENDITURE ON PAY AND ALLOWANCES OF THE
CIVILIAN EMPLOYEES OF M/O DEFENCE (CIVIL)

(₹ in Crore)

Sl. No.	Pay/Allowances	2013-14	2014-15	2015-16
1	2	3	4	5
1	Pay of Gazetted Officers	1246.51	1281.11	1306.73
2	Pay of Non-Gazetted Staff	5419.39	5545.17	5656.07
3	Dearness Allowance	5793.93	6934.54	8076.85
	Sub-Total (i)	12459.83	13760.82	15039.65
1	House Rent Allowance	836.97	857.11	874.25
2	Overtime Allowance	684.08	704.89	714.55
3	Transport Allowance	655.67	671.45	684.88
4	Special Pay and Deput.(Duty) Allowance	85.10	85.74	87.45
5	Composite Hill Compensatory Allowance	18.87	19.32	19.71
6	Children Education Allowance	136.98	140.28	149.51
7	Reimbursement of Medical Charges	165.85	169.84	173.24
8	Leave Travel Concession	120.84	123.75	126.23
9	Other Compensatory Allowances	293.45	298.49	304.46
	Sub - Total (ii)	2997.81	3070.87	3134.28
	Grand Total (i) + (ii)	15457.64	16831.69	18173.93
	Travelling Allowance	320.01	326.41	332.94

**EXPENDITURE ON PAY AND ALLOWANCES OF THE EMPLOYEES OF
DEPARTMENT OF POSTS**

(₹ in Crore)

Sl. No.	Pay/Allowances	2013-14	2014-15	2015-16
1	2	3	4	5
1	Pay of Gazetted Officers	142.45	164.44	147.81
2	Pay of Non-Gazetted Staff	4619.70	4904.94	4496.24
3	Dearness Allowance	4296.53	5069.39	5526.41
	Sub-Total (i)	9058.68	10138.77	10170.46
1	House Rent Allowance	516.22	531.40	543.50
2	Overtime Allowance	18.30	15.79	16.03
3	Transport Allowance	369.35	472.39	505.66
4	Special Pay and Deput.(Duty) Allowance	2.80	11.58	4.36
5	Composite Hill Compensatory Allowance	3.53	4.12	4.19
6	Children Education Allowance	71.85	90.96	99.93
7	Reimbursement of Medical Charges	50.53	56.73	59.27
8	Leave Travel Concession	69.11	89.20	58.49
9	Other Compensatory Allowances	116.52	152.22	157.25
	Sub - Total (ii)	1218.21	1424.39	1448.68
	Grand Total (i) + (ii)	10276.89	11563.16	11619.14
	Travelling Allowance	68.72	71.57	81.5

**EXPENDITURE ON PAY AND ALLOWANCES OF THE EMPLOYEES OF
MINISTRY OF HOME AFFAIRS**

(₹ in Crore)

Sl. No.	Pay/Allowances	2013-14	2014-15	2015-16
1	2	3	4	5
1	Pay of Gazetted Officers	662.26	660.74	672.81
2	Pay of Non-Gazetted Staff	12031.07	12739.49	12702.07
3	Dearness Allowance	11088.00	14031.21	15617.45
	Sub-Total (i)	23781.33	27431.44	28992.33
1	House Rent Allowance	757.94	943.34	962.89
2	Overtime Allowance	1.97	2.64	2.36
3	Transport Allowance	1097.14	1010.16	1363.97
4	Special Pay and Deput.(Duty) Allowance	20.59	30.88	71.45
5	Composite Hill Compensatory Allowance	128.31	163.40	267.37
6	Children Education Allowance	619.60	646.37	606.12
7	Reimbursement of Medical Charges	171.95	219.83	224.82
8	Leave Travel Concession	104.89	143.31	155.52
9	Other Compensatory Allowances	3784.02	4270.05	7252.15
	Sub - Total (ii)	6686.41	7429.98	10906.65
	Grand Total (i) + (ii)	30467.74	34861.42	39898.98
	Travelling Allowance	995.09	1005.76	2068.78

**EXPENDITURE ON PAY AND ALLOWANCES OF THE EMPLOYEES
OF UNION TERRITORY ADMINISTRATIONS**

(₹ in Crore)

Sl. No.	Pay/Allowances	2013-14	2014-15	2015-16
1	2	3	4	5
1	Pay of Gazetted Officers	327.97	241.61	267.39
2	Pay of Non-Gazetted Staff	879.35	1008.14	998.14
3	Dearness Allowance	1060.18	1314.42	1469.98
	Sub-Total (i)	2267.50	2564.17	2735.51
1	House Rent Allowance	135.30	181.71	161.65
2	Overtime Allowance	16.28	19.15	7.68
3	Transport Allowance	48.26	62.91	64.66
4	Special Pay and Deput. (Duty) Allow.	3.78	2.43	3.93
5	Children Education Allowance	5.81	4.39	4.40
6	Reimbursement of Medical Charges	30.89	36.85	39.93
7	Leave Travel Concession	18.03	29.76	29.81
8	Other Compensatory Allowances	231.55	291.59	334.62
	Sub-Total (ii)	489.90	628.79	646.68
	Grand Total (i) + (ii)	2757.40	3192.96	3382.19
	Travelling Allowance	28.64	21.95	29.61

**EXPENDITURE ON PAY AND ALLOWANCES OF REGULAR EMPLOYEES
AND LOCAL RECRUITS IN INDIAN MISSIONS ABROAD**

(₹ in Crore)

Sl. No.	Pay/Allowances	2013-14	2014-15	2015-16
1	2	3	4	5
	<u>INDIA BASED</u>			
1	Pay of Officers	81.52	86.41	90.73
2	Pay of Establishment	51.65	54.75	57.49
	Sub-total (i)	133.17	141.16	148.22
1	Foreign Allowance	421.44	446.73	469.07
2	Children Education Allowance	128.06	135.74	142.53
3	Home Leave Fares	36.96	39.18	41.14
4	Reimbursement of Medical Charges	67.15	71.18	74.74
5	Other Compensatory Allowances	28.92	30.66	44.87
6	Representational Grant	27.79	29.46	30.93
	Sub- Total (ii)	710.32	752.95	803.28
	<u>LOCAL RECRUITS</u>			
1	Pay	169.87	180.06	189.06
2	Allowances	17.06	18.08	18.98
	Sub-Total (iii)	186.93	198.14	208.04
	Grand Total (i)+(ii)+(iii)	1030.42	1092.25	1159.54
	Travelling Allowance	135.15	179.06	188.01

**EXPENDITURE INCURRED ON PAY AND ALLOWANCES BY THE CENTRAL MINISTRIES/DEPARTMENTS
ON CIVILIAN EMPLOYEES DURING 2015-16**

(₹ in Crore)

Sl. No.	Ministry/Department	Pay	DA	HRA	OTA	TPT	Others	Total	Travel Allow.	Bonus	Honora- rium	Encashment of E.L.
1	2	3	4	5	6	7	8	9	10	11	12	13
1	Agricultural Research & Education	1.56	1.83	0.22	0.00	0.12	0.16	3.89	0.59	0.01	0.01	0.13
2	Agriculture and Cooperation	88.69	103.77	15.98	0.25	14.39	12.67	235.75	13.85	0.94	0.87	6.27
3	Animal Husbandry, Dairying & Fisheries	57.38	66.56	7.81	0.49	9.11	8.71	150.06	4.13	0.88	0.24	6.18
4	Atomic Energy	953.95	1067	94.59	35.91	116.81	440.60	2708.86	44.99	0.00	0.47	64.45
5	AYUSH	4.44	5.24	0.83	0.00	0.78	1.48	12.77	1.44	0.02	0.01	0.69
6	Bio-Technology	5.72	6.71	0.77	0.01	1.02	0.68	14.91	1.93	0.03	0.05	0.44
7	Cabinet Secretariat	8.05	9.26	0.97	0.01	1.33	0.59	20.21	0.60	0.06	0.13	0.54
8	Chemicals, Petrochemicals & Pharmaceuticals	6.25	7.38	1.08	0.02	0.71	0.72	16.16	2.36	0.05	0.08	0.83
9	Civil Aviation	21.08	24.82	3.47	0.01	3.84	2.14	55.36	3.40	0.15	0.15	0.34
10	Coal	7.04	8.31	1.19	0.01	0.59	1.09	18.23	1.03	0.07	0.09	0.37
11	Commerce	140.00	162.40	23.41	0.27	20.02	18.26	364.36	27.08	1.14	0.66	3.89
12	Consumer Affairs	19.29	22.76	3.40	0.03	3.56	2.86	51.90	1.84	0.14	0.09	1.64
13	Corporate Affairs	32.87	38.63	6.61	0.03	6.26	3.95	88.35	2.34	0.32	0.11	1.85
14	Culture	112.59	130.61	17.11	1.38	16.88	12.98	291.55	15.26	1.85	0.13	7.44
15	Defence (Civil)	6962.80	8076.85	874.25	714.55	684.88	860.60	18173.93	332.94	90.73	2.35	135.14
16	Development of NE Region	7.08	8.28	0.93	0.01	0.86	1.55	18.71	0.98	0.06	0.03	0.27
17	Disinvestment	1.79	2.11	0.28	0.01	0.28	0.17	4.64	2.02	0.01	0.02	0.05
18	Drinking Water & Sanitation	3.03	3.57	0.43	0.01	0.47	0.47	7.98	0.80	0.01	0.03	0.35
19	Earth Sciences	118.08	138.10	19.00	0.01	18.08	19.07	312.34	8.75	1.06	0.14	10.39
20	Economic Affairs	25.68	29.45	4.31	0.04	4.74	3.14	67.36	7.00	0.20	0.61	2.10
21	Environment & Forests	65.94	76.48	10.00	0.36	10.23	16.74	179.75	20.33	0.70	0.20	7.41
22	Expenditure	21.76	25.67	4.00	0.06	4.20	3.61	59.30	1.84	0.16	0.15	0.65
23	External Affairs *	87.01	103.12	13.97	0.07	15.29	11.25	230.71	43.55	0.57	0.09	22.47
24	Fertilizers	7.53	8.81	1.51	0.00	1.39	1.05	20.29	0.08	0.04	0.01	0.72

(₹ Crore)

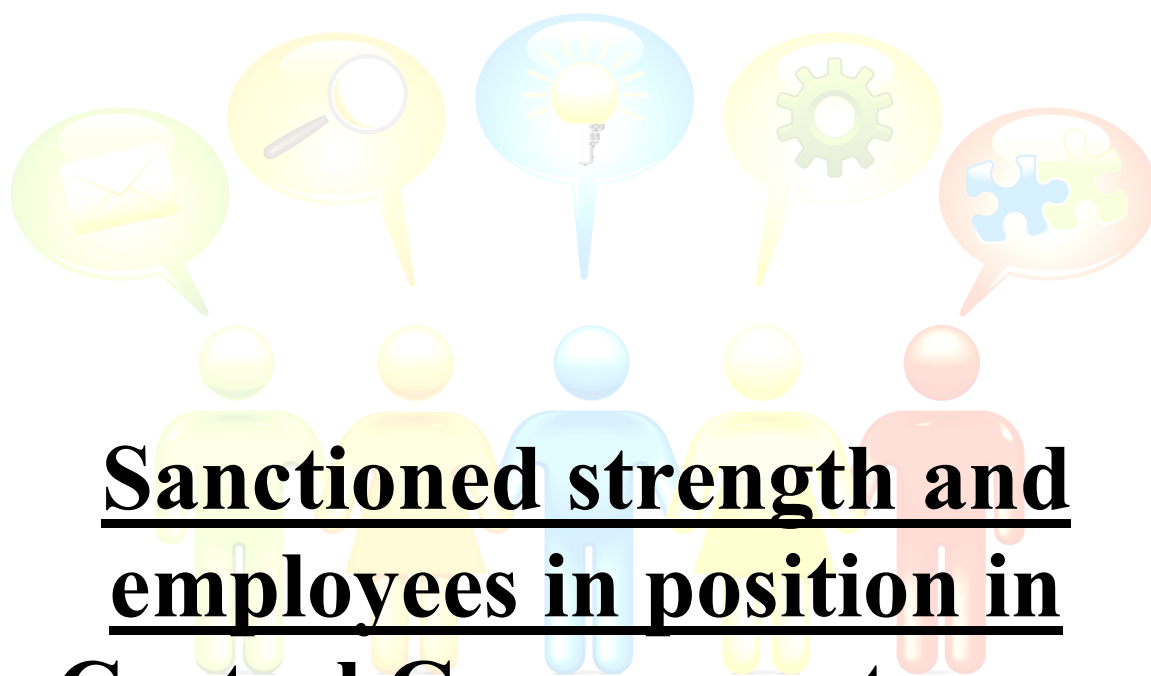
Sl. No.	Ministry/Department	Pay											Total	Travel Allow.	Bonus	Honora- rium	Encashment of E.L.
		1	2	3	4	5	6	7	8	9	10	11					
25	Financial Services	26.91	31.39	4.73	0.05	3.00	4.43	70.51	1.27	0.25	0.10	0.63					
26	Food & Public Distribution	19.35	22.75	2.94	0.07	3.52	2.36	50.99	1.50	0.20	0.31	2.73					
27	Food Processing Industries	4.36	5.14	0.81	0.02	0.81	0.52	11.66	0.57	0.03	0.06	0.70					
28	Health & Family Welfare	634.33	742.17	115.05	0.25	76.06	134.15	1702.01	15.42	6.27	0.29	19.65					
29	Heavy Industry	5.30	6.25	0.81	0.01	1.04	0.30	13.71	1.29	0.04	0.02	0.52					
30	Higher Education	28.27	33.35	4.16	0.04	3.91	3.06	72.79	3.84	0.26	0.28	2.10					
31	Home Affairs	13375.00	15617.45	962.89	2.36	1363.97	8577.43	39898.98	2068.78	233.49	4.07	206.60					
32	Indian Audit & Accounts	1097.80	1273.49	201.08	1.83	144.92	133.11	2852.26	163.47	8.19	2.10	55.95					
33	Industrial Policy & Promotion	46.08	53.83	7.74	0.02	8.29	4.87	120.83	2.48	0.42	0.24	3.38					
34	Information and Broadcasting	90.83	106.27	14.74	0.29	14.42	13.81	240.36	8.90	1.30	0.62	2.79					
35	Information Technology	191.20	225.62	35.54	0.08	25.66	18.42	496.52	8.46	0.47	0.39	4.24					
36	Labour & Employment	152.53	175.42	18.48	0.15	15.17	27.82	389.57	16.11	1.61	6.12	4.71					
37	Land Resources	3.05	3.54	0.44	0.01	0.56	0.79	8.39	0.24	0.02	0.03	0.30					
38	Law and Justice	49.16	57.52	8.45	0.16	7.74	7.56	130.59	5.14	0.45	0.55	0.48					
39	Micro, Small and Medium Enterprises	46.67	54.14	7.25	0.07	6.25	7.72	122.10	3.03	0.49	0.04	1.72					
40	Mines	204.20	240.06	41.50	0.04	40.01	20.92	546.73	29.59	2.08	0.12	1.60					
41	Minority Affairs	4.93	5.72	0.79	0.02	0.63	0.34	12.43	0.77	0.03	0.04	0.20					
42	New & Renewable Energy	6.46	7.62	1.00	0.00	1.15	0.77	17.00	1.26	0.03	0.05	0.00					
43	Panchayati Raj	6.53	7.71	1.14	0.02	1.28	1.13	17.81	1.02	0.02	0.01	0.16					
44	Parliamentary Affairs	3.93	4.65	0.72	0.02	0.47	0.37	10.16	1.09	0.03	0.03	0.10					
45	Personnel, Public Grievances & Pensions	173.35	204.55	28.22	0.15	28.89	108.93	544.09	21.37	2.87	0.55	4.16					
46	Petroleum and Natural Gas	7.00	8.22	1.02	0.01	1.29	0.75	18.29	1.12	0.04	0.09	0.89					
47	Planning Commission	37.22	43.18	6.47	0.01	4.35	3.68	94.91	10.48	0.31	0.10	0.12					
48	Posts	4644.10	5526.41	543.50	16.03	505.66	383.49	11619.14	81.50	200.73	5.82	287.64					
49	Power	36.00	39.60	5.61	0.01	6.03	3.90	91.15	3.15	0.21	0.17	3.94					
50	President's Secretariat	5.98	6.99	0.22	0.06	1.20	0.80	15.25	0.00	0.08	0.14	0.16					
51	Prime Minister's Office	10.12	11.85	1.09	0.11	1.85	1.71	26.73	0.67	0.10	0.11	0.30					

Sl. No.	Ministry/Department	1	2	3	4	5	6	7	8	9	10	11	12	13
		Pay	DA	HRA	OTA	TPT	Others	Total	Travel Allow.	Bonus	Honora- rium	Encashment of E.L.		
52	Public Enterprises	2.34	2.74	0.31	0.00	0.40	0.24	6.03	0.23	0.01	0.02	0.20		
53	Railways	19824.00	22995.33	2280.87	878.56	2501.48	3997.42	52477.23	1393.65	1247.96	15.25	2245.21		
54	Revenue	2364.50	2742.84	379.32	8.22	264.65	282.83	6042.38	137.44	20.01	2.41	67.59		
55	Road Transport & Highways	23.66	27.68	4.67	0.01	4.00	3.57	63.59	4.46	0.18	0.23	1.57		
56	Rural Development	10.61	12.41	1.61	0.05	2.03	1.17	27.88	1.89	0.06	0.09	0.13		
57	School Education and Literacy	6.46	7.43	0.91	0.00	1.03	0.53	16.36	0.83	0.05	0.06	0.45		
58	Science & Technology	122.02	141.54	21.36	0.12	19.65	21.14	325.83	8.88	2.31	0.63	10.64		
59	Shipping	38.86	46.10	5.45	0.07	5.35	6.80	102.63	6.88	0.47	0.37	1.62		
60	Social Justice & Empowerment	14.36	16.81	2.47	0.05	2.45	1.95	38.09	2.21	0.08	0.13	1.42		
61	Space	498.12	578.28	83.16	0.85	51.91	350.48	1562.80	60.88	0.00	0.63	39.10		
62	Statistics & Programme Implementation	105.60	130.22	19.40	0.01	13.23	8.29	276.75	5.65	0.71	0.05	3.94		
63	Steel	6.36	7.11	1.02	0.00	1.26	0.58	16.33	0.78	0.04	0.11	0.00		
64	Telecommunication	102.53	120.98	27.68	0.13	11.72	17.89	280.93	13.90	0.42	0.48	12.21		
65	Textiles	69.97	81.46	12.65	0.05	10.19	9.32	183.64	11.88	1.00	0.31	4.97		
66	Tourism	9.10	10.74	1.64	0.02	1.51	3.27	26.28	1.81	0.15	0.06	0.61		
67	Tribal Affairs	5.07	5.88	0.89	0.03	0.80	1.06	13.73	0.70	0.04	0.05	0.06		
68	Union Public Service Commission	31.57	37.65	5.37	0.06	6.34	4.69	85.68	0.34	0.35	1.61	3.16		
69	Urban Development **	449.73	517.19	59.79	2.70	60.84	13.84	1104.09	12.20	1.84	0.42	8.42		
70	Vice President's Secretariat	0.87	1.03	0.06	0.05	0.20	0.21	2.42	0.05	0.01	0.00	0.00		
71	Water Resources	186.32	217.98	29.24	0.29	19.90	30.69	484.42	20.98	2.13	0.62	6.61		
72	Women & Child Development	10.70	12.63	1.78	0.01	1.83	1.10	28.05	0.90	0.13	0.02	0.76		
73	Youth Affairs and Sports	7.41	8.64	1.33	0.01	1.31	0.67	19.37	1.86	0.06	0.05	0.12		
	Total	53560.00	62365.28	6063.49	1666.72	6186.05	15645.42	145486.80	4680.05	1837.23	52.77	3289.17		

* Excluding Missions Abroad.

** Including HUPA.

CHAPTER - V



Sanctioned strength and employees in position in Central Government as on 01.03.2015

DISTRIBUTION OF REGULAR CIVILIAN EMPLOYEES (GROUP-WISE) IN CENTRAL GOVERNMENT AND UNION TERRITORY ADMINISTRATIONS AS ON 01.03.2015

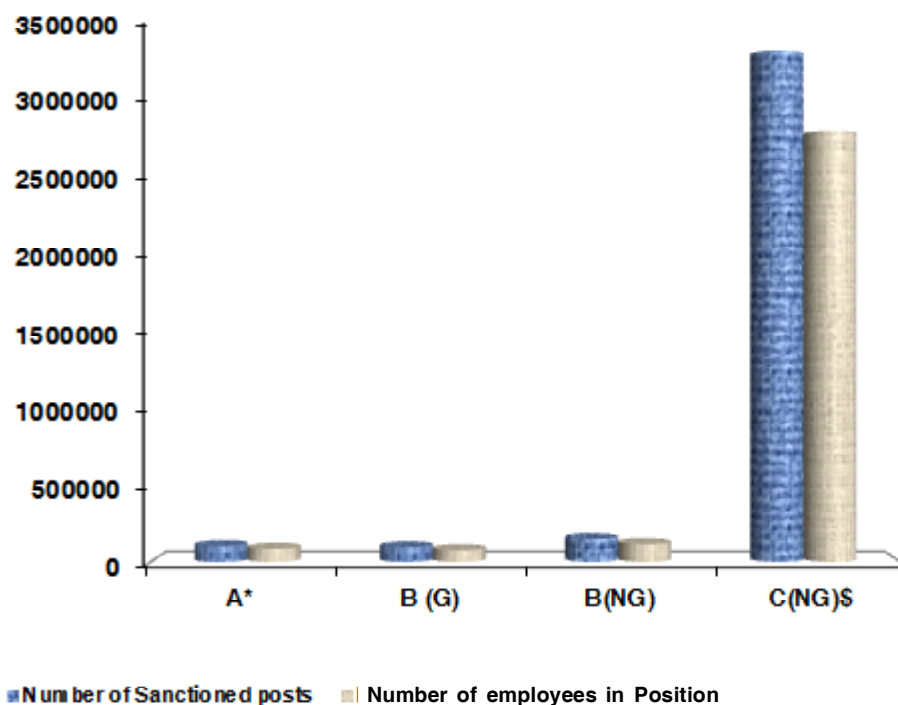
Sl. No.	Central Government / Union Territory Administrations	Group of Posts			Total
		A	B	C ^{\$}	
(1)	(2)	(3)	(4)	(5)	(6)
1	CENTRAL GOVERNMENT	96309 (2.98)	242233 (7.50)	2890379 (89.52)	3228921 (100.00)
2	UNION TERRITORY ADMINISTRATIONS	2882 (4.44)	13282 (20.45)	48770 (75.11)	64934 (100.00)
	TOTAL	99191 (3.01)	255515 (7.76)	2939149 (89.23)	3293855 (100.00)

\$ Erstwhile Group D posts have been categorized as Group C after implementation of recommendations of 6th Central Pay Commission (CPC).

**GROUP-WISE NUMBER OF SANCTIONED POSTS AND INCUMBENTS IN POSITION,
VACANCIES AND THEIR PERCENTAGES TO TOTAL SANCTIONED POSTS AS ON 01.03.2015**

Group	Number of Sanctioned posts	Number of incumbents in position	Number of vacant Posts	Percentage of vacant Posts to total sanctioned posts in the group
A*	113279	96309	16970	14.98
B (G)	133036	106187	26849	20.18
B(NG)	194806	136046	58760	30.16
C(NG)\$	3208347	2890379	317968	9.91
Total	3649468	3228921	420547	11.52

Number of sanctioned posts and employees in position in different groups



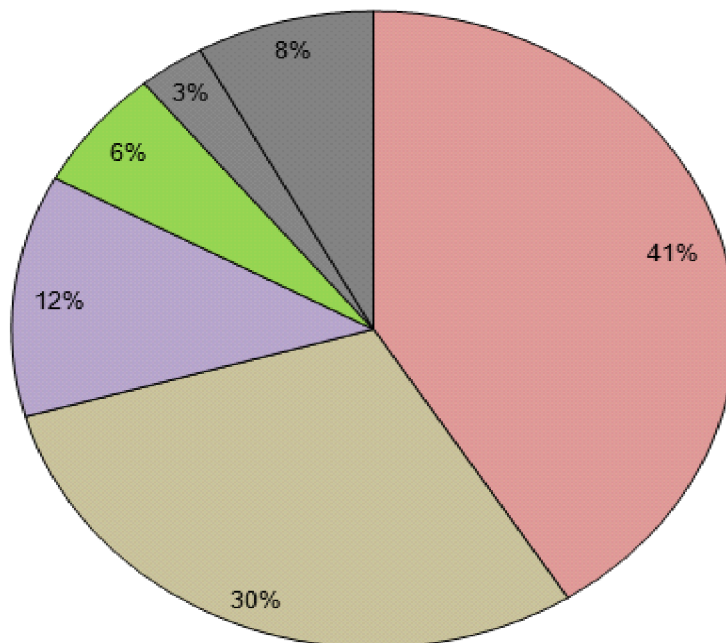
\$ Erstwhile Group D posts have been categorized as Group C after implementation of 6th CPC.

* Includes some Non-Gazetted posts also.

**GROUP-WISE & STATUS-WISE ESTIMATED NUMBER OF
CENTRAL GOVERNMENT CIVILIAN REGULAR EMPLOYEES AS ON 01.03.2015
IN MAJOR MINISTRIES/DEPARTMENTS (EXCLUDING UNION TERRITORIES)**

Ministry/ Department	Number of Sanctioned Posts					Number in Position				
	A*	B(G)	B(NG)	C(NG) [§]	Total	A*	B(G)	B(NG)	C(NG) [§]	Total
1	2	3	4	5	6	7	8	9	10	11
Railways	9462 (8.35)	7610 (5.72)	0 (0.00)	1309365 (40.81)	1326437 (36.35)	9462 (9.82)	7610 (7.17)	0 (0.00)	1309365 (45.30)	1326437 (41.08)
Home Affairs	21784 (19.23)	12981 (9.76)	58688 (30.13)	923048 (28.77)	1016501 (27.85)	17471 (18.14)	9690 (9.13)	43159 (31.72)	887407 (30.70)	957727 (29.66)
Defence(Civilian)	17405 (15.36)	38807 (29.17)	46132 (23.68)	483132 (15.06)	585476 (16.04)	17160 (17.82)	30576 (28.79)	28839 (21.20)	321847 (11.14)	398422 (12.34)
Posts	576 (0.51)	1406 (1.06)	6868 (3.52)	191494 (5.97)	200344 (5.49)	655 (0.68)	1563 (1.47)	7634 (5.61)	182931 (6.33)	192783 (5.97)
Revenue	12492 (11.03)	32220 (24.22)	34345 (17.63)	98511 (3.07)	177568 (4.87)	7952 (8.26)	24338 (22.92)	17370 (12.77)	46876 (1.62)	96536 (2.99)
Others	51560 (45.52)	40012 (30.07)	48773 (25.04)	202797 (6.32)	343142 (9.40)	43609 (45.28)	32410 (30.52)	39044 (28.70)	141953 (4.91)	257016 (7.96)
Total	113279	133036	194806	3208347	3649468	96309	106187	136046	2890379	3228921

Number of employees in Position as on 1st March, 2015 in Major Ministries/Departments



§ Erstwhile Group D posts have been categorized as Group C after implementation of 6th CPC.

* Includes some Non-Gazetted posts also.

N.B. (i) Figures in parentheses are the percentages to total.

(ii) Home Affairs figures does not include Delhi Police.

**NUMBER OF SANCTIONED POSTS AND NUMBER OF EMPLOYEES IN POSITION OF
CENTRAL POLICE FORCES**

Sl. No.	Name of the Central Police Force	Number of Sanctioned posts (as on 1st March)			Number in Position (as on 1st March)		
		2013	2014	2015	2013	2014	2015
1	2	3	4	5	6	7	8
1	Border Security Force (BSF)	246963	252059	252036	239485	245492	248262
2	Central Reserve Police Force (CRPF)	298645	303535	303535	274371	286251	308862
3	Central Industrial Security Force (CISF)	134503	136580	141636	119177	122992	125071
4	Indo Tibetan Border Police(ITBP)	66788	73712	89438	66788	73712	78299
5	Assam Rifles	66412	66412	66412	64172	64569	64731
6	Special Service Bureau(SSB)	85755	88469	91234	66907	74686	78492
7	National Security Guard(NSG)	9507	9508	10384	8771	9098	8660
TOTAL		908573	930275	954675	839671	876800	912377

**GROUP-WISE AND STATUS-WISE (G/NG) ESTIMATED NUMBER OF CENTRAL
GOVERNMENT CIVILIAN REGULAR EMPLOYEES AS ON 01.03.2015**

Sl. No.	Ministry/Deptt.	Number of Sanctioned Posts							Number in Position				
		A(G)*	B(G)	B(NG)	C(NG)§	Total	A(G)*	B(G)	B(NG)	C(NG)§	Total		
1	2	3	4	5	6	7	8	9	10	11	12		
1	Agricultural Research & Education**	22	0	20	7	49	22	0	20	7	49		
2	Agriculture and Cooperation	582	488	550	3828	5448	394	330	370	2587	3681		
3	Animal Husbandry and Dairying	329	216	119	3323	3987	205	108	74	2191	2578		
4	Atomic Energy	9330	560	8900	18670	37460	8909	447	8594	14142	32092		
5	AYUSH	70	41	41	85	237	64	20	20	75	179		
6	Bio-Technology**	79	40	49	87	255	68	15	43	55	181		
7	Cabinet Secretariat	111	85	21	137	354	95	73	14	106	288		
8	Chemicals, Petrochemicals & Pharmaceuticals	95	43	87	250	475	80	25	44	183	332		
9	Civil Aviation	788	95	262	797	1942	408	70	103	458	1039		
10	Coal	54	50	90	233	427	38	34	76	152	300		
11	Commerce**	678	897	1019	4409	7003	678	897	1019	4409	7003		
12	Consumer Affairs	185	187	256	594	1222	147	137	160	404	848		
13	Corporate Affairs	548	0	916	862	2326	308	0	448	707	1463		
14	Culture**	252	323	872	6125	7572	252	323	872	6125	7572		
15	Defence (Civilian)**	17405	38807	46132	483132	585476	17160	30576	28839	321847	398422		
16	Development of NE Region	85	55	39	156	335	73	35	31	107	246		
17	Disinvestment	21	8	14	13	56	20	6	11	13	50		
18	Drinking Water & Sanitation	34	31	37	48	150	23	16	20	26	85		
19	Earth Sciences	605	1298	2755	2828	7486	301	1065	1745	1849	4960		
20	Economic Affairs	392	179	213	709	1493	311	133	195	546	1185		
21	Environment & Forests	919	1103	245	2753	5020	671	643	116	1688	3118		
22	Expenditure	203	359	199	661	1422	174	294	117	406	991		
23	External Affairs	2683	1161	2136	2637	8617	1954	829	1894	2090	6767		
24	Fertilizers	44	33	43	147	267	38	30	92	109	269		
25	Financial Services	265	135	341	814	1555	218	103	230	604	1155		
26	Food & Public Distribution	235	85	311	669	1300	210	79	177	417	883		
27	Food Processing Industries	40	26	29	65	160	50	23	21	54	148		
28	Health & Family Welfare**	2556	713	1122	18720	23111	2556	713	1122	18720	23111		
29	Heavy Industry	55	44	57	132	288	44	27	29	87	187		

Sl. No.	Ministry/Deptt.	Number of Sanctioned Posts							Number in Position						
		A(G)*	B(G)	B(NG)	C(NG)§	Total	A(G)*	B(G)	B(NG)	C(NG)§	Total				
1	2	3	4	5	6	7	8	9	10	11	12				
30	Higher Education	211	169	339	675	1394	156	117	199	448	920				
31	Home Affairs	21784	12981	58688	923048	1016501	17471	9690	43159	887407	957727				
32	Indian Audit & Accounts	694	18391	0	49246	68331	570	14966	0	31338	46874				
33	Industrial Policy & Promotion**	310	181	208	1521	2220	310	181	208	1521	2220				
34	Information and Broadcasting	515	596	887	4324	6322	349	364	703	2725	4141				
35	Information Technology	3699	575	727	1566	6567	3510	492	649	938	5589				
36	Labour & Employment	1564	1668	1173	6416	10821	1058	1191	985	5013	8247				
37	Land Resources	35	24	30	42	131	26	11	17	22	76				
38	Law and Justice	282	157	257	663	1359	197	115	204	530	1046				
39	Micro, Small and Medium Enterprises**	217	362	52	1124	1755	217	362	52	1124	1755				
40	Mines	4350	1011	3433	5318	14112	2654	525	1993	3192	8364				
41	Minority Affairs	62	30	60	131	283	47	23	43	80	193				
42	New & Renewable Energy	118	40	53	93	304	79	23	35	64	201				
43	Panchayati Raj	27	13	29	15	84	26	9	20	11	66				
44	Parliamentary Affairs	21	20	33	85	159	21	22	26	56	125				
45	Personnel, Public Grievances & Pensions**	1402	709	2403	6160	10674	1118	526	1862	5397	8903				
46	Petroleum and Natural Gas	55	77	66	127	325	52	67	52	66	237				
47	Planning Commission	548	295	321	587	1751	344	196	224	329	1093				
48	Posts**	576	1406	6868	191494	200344	655	1563	7634	182931	192783				
49	Power	540	309	371	718	1938	405	148	198	427	1178				
50	President's Secretariat	29	36	68	190	323	48	16	69	134	267				
51	Prime Minister's Office	57	62	108	279	506	56	63	104	172	395				
52	Public Enterprises	31	10	30	52	123	24	9	13	24	70				
53	Railways**	9462	7610	0	1309365	1326437	9462	7610	0	1309365	1326437				
54	Revenue	12492	32220	34345	98511	177568	7952	24338	17370	46876	96536				
55	Road Transport & Highways	311	127	279	423	1140	257	113	180	298	848				
56	Rural Development	96	118	85	239	538	86	100	66	169	421				
57	School Education and Literacy**	97	31	97	171	396	71	26	65	126	288				
58	Science & Technology**	603	831	271	10622	12327	419	1334	204	5266	7223				
59	Shipping	284	249	632	1689	2854	196	214	417	1083	1910				

Sl. No.	Ministry/Deptt.	Number of Sanctioned Posts							Number in Position				
		A(G)*	B(G)	B(NG)	C(NG)§	Total	A(G)*	B(G)	B(NG)	C(NG)§	Total		
1	2	3	4	5	6	7	8	9	10	11	12		
60	Social Justice & Empowerment	136	124	211	322	793	105	90	157	271	623		
61	Space	7251	496	2699	4936	15382	7034	399	2377	2537	12347		
62	Statistics & Programme Implementation	488	1627	2780	1346	6241	351	1310	1732	1007	4400		
63	Steel	51	41	72	113	277	46	38	65	94	243		
64	Telecommunication**	933	462	173	1319	2887	933	462	173	1319	2887		
65	Textiles	319	206	725	3489	4739	262	180	665	3131	4238		
66	Tourism**	64	85	58	373	580	51	75	37	329	492		
67	Tribal Affairs	72	42	47	146	307	51	29	35	77	192		
68	Union Public Service Commission	173	269	539	1004	1985	145	218	354	746	1463		
69	Urban Development ***	2839	999	5882	20830	30550	2649	1036	5565	9233	18483		
70	Vice President's Secretariat	6	5	7	42	60	5	3	5	34	47		
71	Water Resources	1652	1160	2584	6001	11397	1246	771	1465	3891	7373		
72	Women & Child Development	108	79	142	388	717	80	68	90	278	516		
73	Youth Affairs and Sports	50	71	99	253	473	44	43	79	136	302		
Total		113279	133036	194806	3208347	3649468	96309	106187	136046	2890379	3228921		

* Includes some non-gazetted posts also.

** Sanctioned strength/In position are provisional/repeated.

*** Including HUPA.

§ Erstwhile Group D posts have been categorized as Group C after implementation of 6th CPC

CHAPTER - VI

