

For official use only



GOVERNMENT OF INDIA

ANNUAL REPORT

ON

PAY AND ALLOWANCES

OF

CENTRAL GOVERNMENT CIVILIAN EMPLOYEES

2016-17

PAY RESEARCH UNIT

DEPARTMENT OF EXPENDITURE

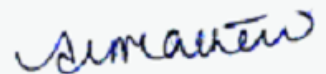
MINISTRY OF FINANCE

NEW DELHI

PREFACE

The Pay Research Unit (PRU) of the Department of Expenditure, Ministry of Finance brings out an “**Annual Report on Pay and Allowances of Central Government Civilian Employees**” for each financial year. As in the past, the **Annual Report for 2016-17** provides statistical information on expenditure incurred by different Ministries/Departments of the Central Government on Pay and Allowances including Dearness Allowance, House Rent Allowance, Transport Allowance, Overtime Allowance, etc. in respect of its regular employees. The Annual Report also contains information on the group-wise number of sanctioned posts and of employees in position in various Ministries/ Departments.

2. The data in the Annual Report has been compiled on the basis of quarterly returns on expenditure on pay and allowances and annual returns on the strength of Central Government Civilian Employees furnished by the Central Government establishments to the PRU.
3. The Annual Report may be of use for personnel planning and for preparation of reliable estimates of financial implications of various proposals concerning pay and allowances of Central Government employees. While all efforts have been made to present the data in a meaningful manner, suggestions for further improvement would be welcome.
4. Ministry of Finance would like to thank all the Central Government Ministries/ Departments/ Organisations for their cooperation in furnishing data, without which this compilation would not have been possible. This Ministry would also like to acknowledge the contribution of the National Informatics Centre (North Block), New Delhi.



(Annie G. Mathew)
Joint Secretary(Pers.)
Ministry of Finance
Department of Expenditure

December, 2017
New Delhi.

PROJECT STAFF

Name

Designation

Smt. Renu Sarin

Deputy Secretary

Shri Anil Kumar Puri

Research Assistant

Smt. Pushp Lata

Jr. Research Assistant

Smt. Simmi Takkar

Computer

Shri Umesh Kumar Saini

Computer

Shri Rahul Kumar

Office Assistant

Shri Krishan Kumar

DEO

Shri Amit Kumar

MTS

SUPPORTING STAFF

CONTENTS

Chapter-I

- i. Salient Features 3-4

Chapter-II

Total Expenditure

- ii. Total expenditure on pay & allowances of Central Government civilian employees including employees of UTs. 7
- iii. Total expenditure on pay and allowances of Central Government civilian employees including employees of the Union Territories as percentage of Revenue Receipts and Revenue Expenditure. 8

Chapter-III

Components of expenditure

- iv. Share of major components in total expenditure of Central Government civilian employees including employees of UTs during last three years. 11
- v. Expenditure on major components of pay and allowances of Central Government civilian employees including employees of UTs. 12
- vi. Expenditure on major components of pay and allowances of Central Government civilian employees (excluding employees of UTs) including Mission Abroad. 13
- vii. Component-wise break up of expenditure on pay and allowances of the Central Government civilian employees including employees of UTs during last three years. 14
- viii. Percentage distribution of expenditure incurred on different components of pay and allowances of Central Government employees including employees of UTs during 2016-17. 15
- ix. Component-wise break up of expenditure on pay and allowances of the Central Government civilian employees including Missions Abroad (excluding employees of UTs) during last three years. 16
- x. Percentage distribution of expenditure incurred on different components of pay and allowances including Missions Abroad (excluding employees of UTs) during 2016-17. 17
- xi. Expenditure of House Rent Allowances (HRA) of Central Government civilian employees including employees of Union Territories and rates of HRA and Transport Allowance. 18

Chapter-Iv

Expenditure of Major Ministries /Departments on Pay and Allowances

- xii. Total expenditure on pay and allowances and expenditure of major Ministries/ Departments during last three years. 21
- xiii. Share of major Ministries/Departments in total expenditure during last three years. 22
- xiv. Component-wise break up of expenditure on pay and allowances of the employees of other Departments excluding employees of UTs, Railways, Defence, Posts, Home Affairs and Missions Abroad. 23

(ii)

xv.	Percentage distribution of expenditure incurred on different components of pay and allowances excluding UTs, Railways, Defence, Posts, Home Affairs and Missions Abroad during 2016-17.	24
xvi	Expenditure on pay and allowances of the employees of Ministry of Railways.	25
xvii.	Expenditure on pay and allowances of the civilian employees of Ministry of Defence(Civil).	25
xviii.	Expenditure on pay and allowances of the employees of Department of Posts.	26
xix.	Expenditure on pay and allowances of the employees of Ministry of Home Affairs.	26
xx.	Expenditure on pay and allowances of the employees of UT Administrations.	27
xxi	Expenditure on pay and allowances of regular employees and local recruits in Indian Missions Abroad.	27
xxii	Expenditure incurred on pay and allowances by the Central Ministries/Departments on civilian employees during 2016-2017.	28-30

Chapter-v

Sanctioned Strength and Employees in Position in Central Government as on 1.3.2016

xxiii	Distribution of regular civilian employees (Group-wise) in Central Government and UT Administrations as on 1.3.2016.	33
xxiv.	Group-wise number of sanctioned posts and employees in position, vacancies and their percentage to total sanctioned posts as on 1.3.2016.	34
xxv	Group-wise and status-wise estimated number of Central Government civilian regular employees as on 1.3.2016 in major Ministries/Departments (excluding UTs).	35
xxvi	Strength (Number of sanctioned posts and number of employees in position) of Central Police Forces.	36
xxvii	Group-wise and status-wise (Gazetted/Non-Gazetted) estimated number of Central Government civilian regular employees as on 1.3.2016.	37-39

Chapter-vi

All India Consumer Price Index up to 1.3.2017

xxviii	DA based on All India Consumer Price Index.	43
---------------	---	-----------

CHAPTER - I



Salient Features

SALIENT FEATURES

1. The total expenditure on Pay and Allowances (excluding Productivity Linked Bonus/ Ad-hoc Bonus, Honorarium, Encashment of Earned Leave and Travelling Allowance) for Regular Central Government Civilian employees including employees of the Union Territories was ₹182513.25 crore in 2016-17 as compared to ₹150028.57 crore in 2015-16. Thus, there is an increase in expenditure by ₹32484.68 crore over previous year which in relative terms works out to around 21.65%.
2. The Total expenditure on pay and allowances as a percentage of Revenue Receipts and Revenue Expenditure of the Central Government during the financial year 2016-17 is 10.88% and 9.18% as compared 10.45% and 8.43% respectively during the financial year 2015-16.
3. Out of the total expenditure of ₹182513.25 crore, the percentage expenditure on Pay, Dearness Allowance (DA), House Rent Allowance (HRA) and other allowances are 65.75%, 16.57%, 3.42% and 14.26% respectively.
4. Out of the total expenditure of ₹6253.93 crore on HRA in 2016-17, the HRA expenditure for 'X' class cities is ₹2817.83 crore which is around 45.06% of the total expenditure on HRA.
5. Almost 86% of the total expenditure was incurred by five major Ministries/ Departments (Railways, Defence(Civil), Home Affairs, Posts and Revenue) during 2016-17.
6. Of the total expenditure on Pay and Allowances in 2016-17, the Ministry of Railways continues to have the largest share i.e 38.92% , marginally increased from 34.98% in 2015-16. Share of Ministry of Home Affairs has decreased from 26.59% to 25.06% and department of Posts has been decreased from 7.74% to 5.55% . Share of Ministry of Defence (Civil) has decreased from the previous year i.e. from 12.11% to 12.04%.
7. The expenditure of UT administrations is ₹3781.92 crore in 2016-17 as compared to ₹3382.19 crore in 2015-16. Thus, there is an increase in expenditure by ₹399.73. crore over previous year which in relative terms works out to around 11.82%.
8. The expenditure of Indian Missions/ Embassies abroad is ₹1426.08 crore in 2016-17 as compared to ₹1159.54 crore in 2015-16. Thus, there is an increase in expenditure by ₹266.54 crore over previous year which in relative terms works out to around 22.98%.

9. As on 01.03.2016, the total number of Regular Central Government Civilian Employees in position was 32.21 lakh against the sanctioned strength of 36.34 lakh and approximately 11.36% of the posts were vacant.

10. Almost 92% of the total manpower is covered by five major Ministries/Departments viz, Railways, Defence(Civil) , Home Affairs, Posts and Revenue. Of the total strength of 32.21 lakh, the percentage share of the Railways is 41.33%, Home Affairs 29.44%, Defence (Civil) 12.37%, Posts 6.02 %, Revenue 3.11% and all other Ministries/ Departments 7.73%

11. Against the sanctioned strength of 9.57 lakh in Central Police Forces, 9.01 lakh employees were in position as on 01.03.2016. In Union Territories (UTs) 64910 employees were in position as on 01.03.2016.

12. DA based on All India Consumer Price Index.

CHAPTER - II

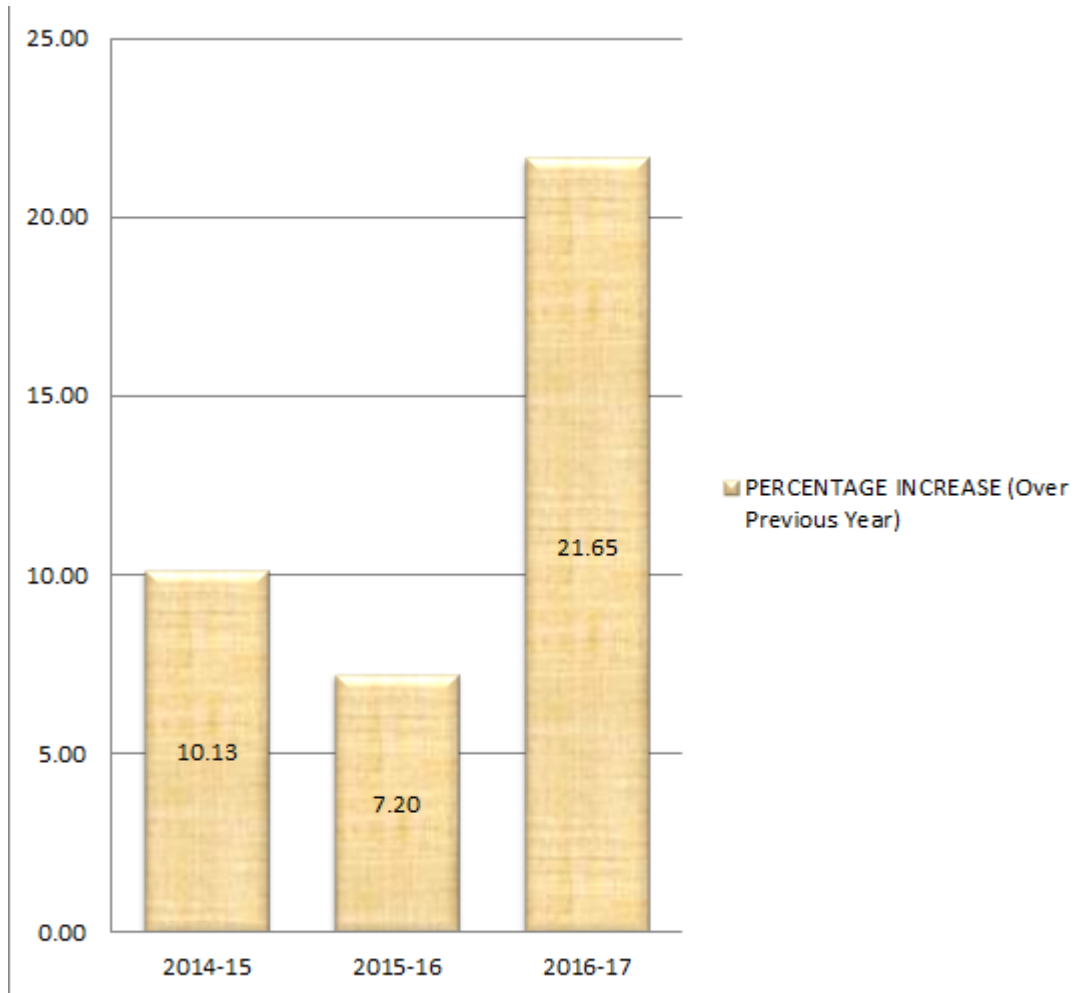


Total Expenditure

TOTAL EXPENDITURE ON PAY AND ALLOWANCES OF THE CENTRAL GOVERNMENT CIVILIAN EMPLOYEES INCLUDING EMPLOYEES OF UNION TERRITORIES (UTs)

YEAR	Expenditure (₹ in crore)	Percentage Increase (Over Previous Year)
2014-15	139951.93	10.13
2015-16	150028.57	7.20
2016-17	182513.25	21.65

Percentage Increase over previous year in Pay and Allowances of the Central Government Civilian Employees including employees of UTs



Note: (i) This does not include the expenditure incurred on Travelling Allowance, Productivity Linked Bonus/Ad hoc Bonus, Honorarium and Encashment of Earned Leave.

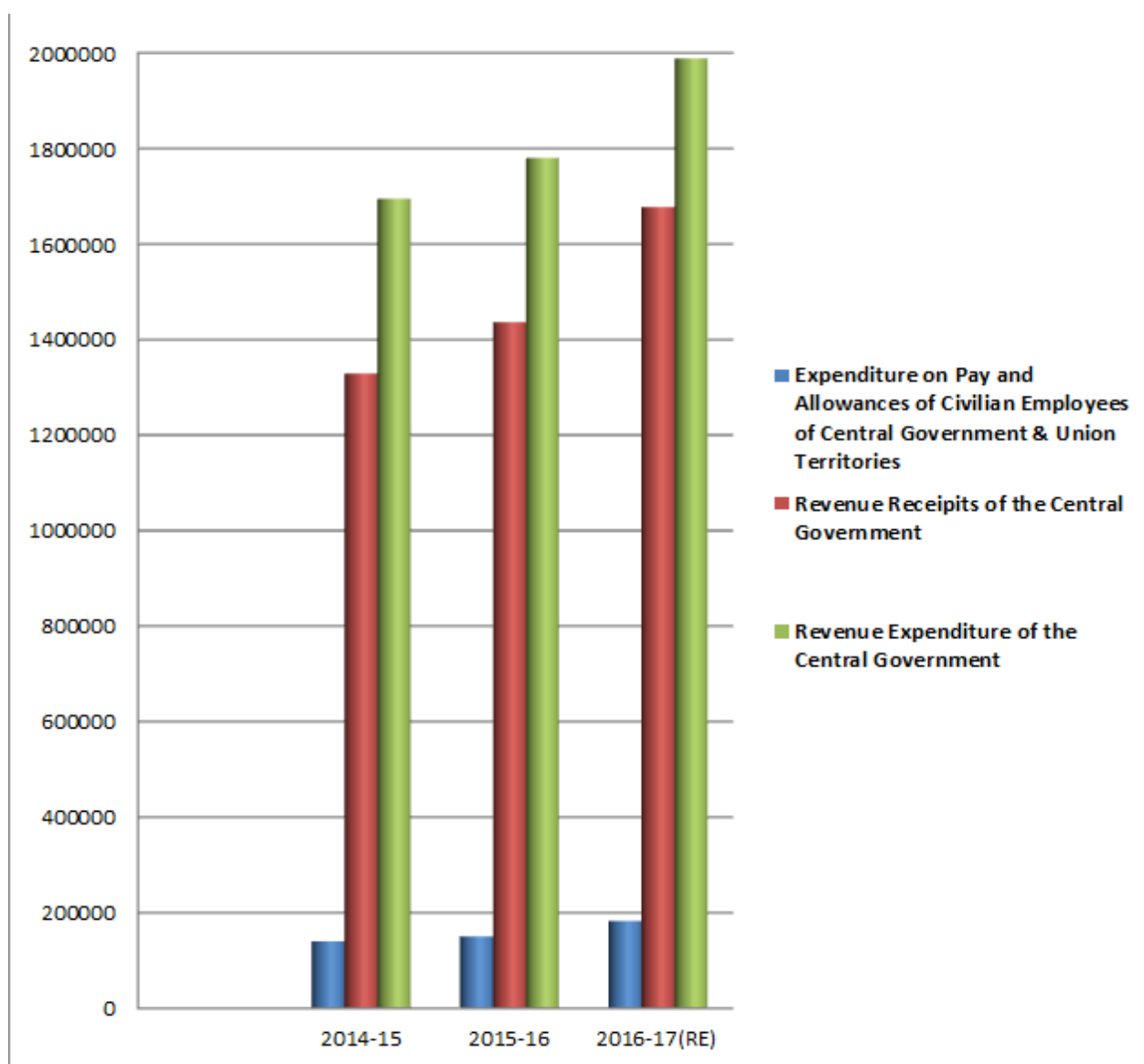
TOTAL EXPENDITURE ON PAY AND ALLOWANCES OF CENTRAL GOVERNMENT CIVILIAN EMPLOYEES INCLUDING EMPLOYEES OF THE UNION TERRITORIES AS PERCENTAGE OF REVENUE RECEIPTS AND REVENUE EXPENDITURE

(₹ in crore)

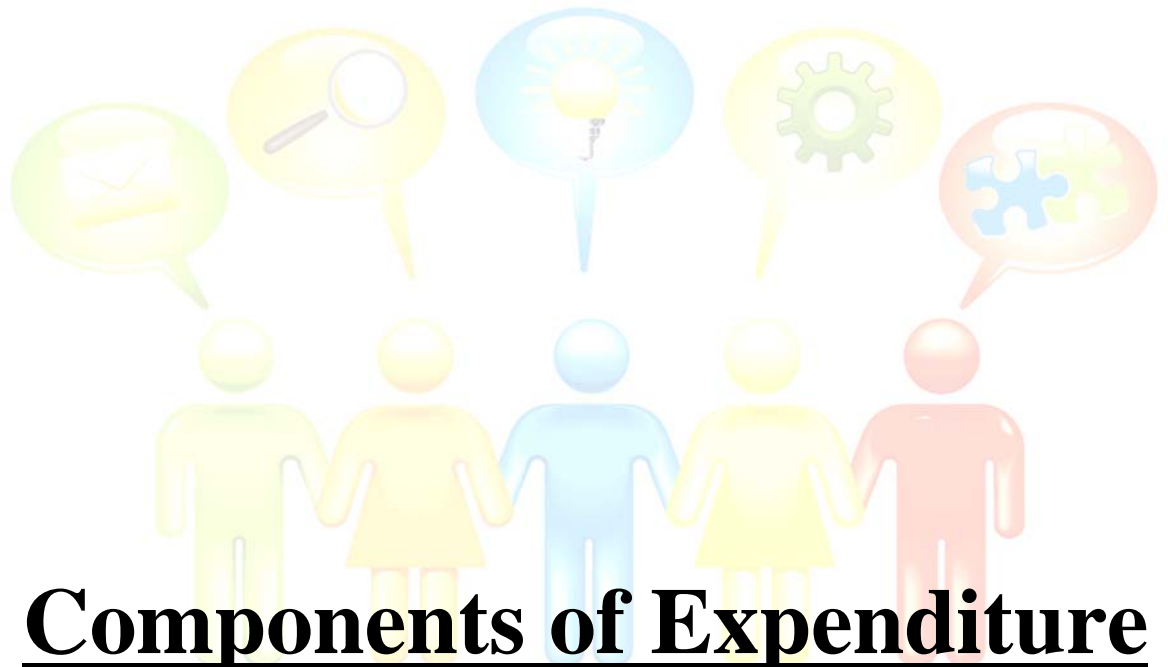
Year	Expenditure on Pay and Allowances of Civilian Employees of Central Government & Union Territories	Revenue Receipts of the Central Government	Revenue Expenditure of the Central Government	Expenditure on pay and Allowances as percentage of	
				Revenue Receipts	Revenue Expenditure
2014-15	139952	1328909	1695137	10.53	8.26
2015-16	150028	1436160	1779529	10.45	8.43
2016-17(RE)	182513	1677063	1988720	10.88	9.18

Note: The above figures of the revenue receipts & expenditure have been taken from Annual Financial Statement of the Central Government as laid before the Parliament. The figures of receipts & expenditure includes Railways also.

Expenditure on Pay and Allowances vis a vis Revenue Receipts and Revenue Expenditure



CHAPTER - III

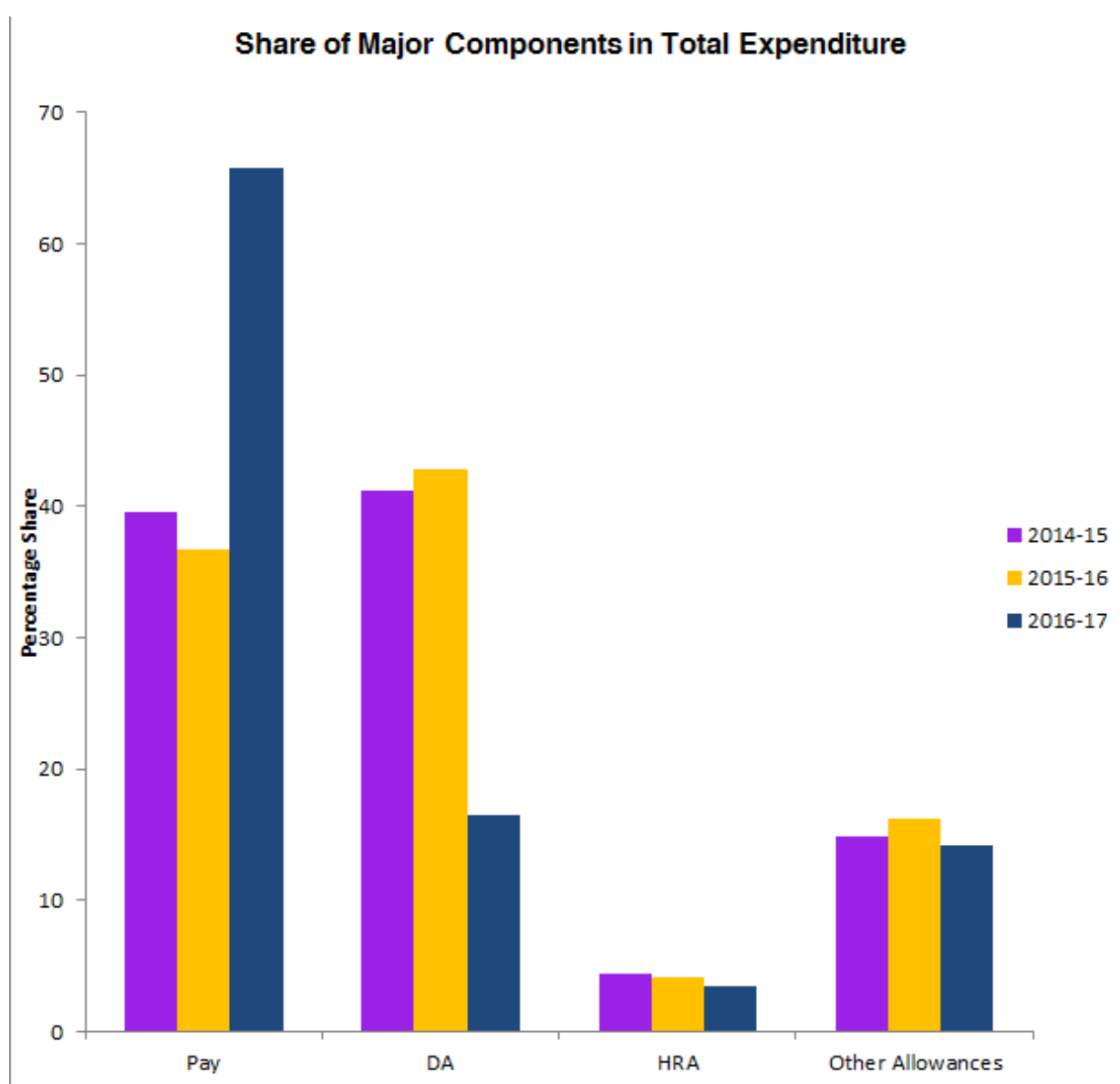


Components of Expenditure

**SHARE OF MAJOR COMPONENTS IN TOTAL EXPENDITURE OF CENTRAL GOVERNMENT
CIVILIAN EMPLOYEES INCLUDING EMPLOYEES OF UNION TERRITORIES
DURING THE LAST THREE YEAR**

(Expressed as percentage to total)

Year	Pay	DA	HRA	Other Allowances	Total
2014-15	39.55	41.20	4.42	14.83	100.00
2015-16	36.77	42.86	4.15	16.22	100.00
2016-17	65.75	16.57	3.42	14.26	100.00



Note: (i) This does not include the expenditure incurred on Travelling Allowance, Productivity Linked Bonus/Ad hoc Bonus, Honorarium and Encashment of Earned Leave.

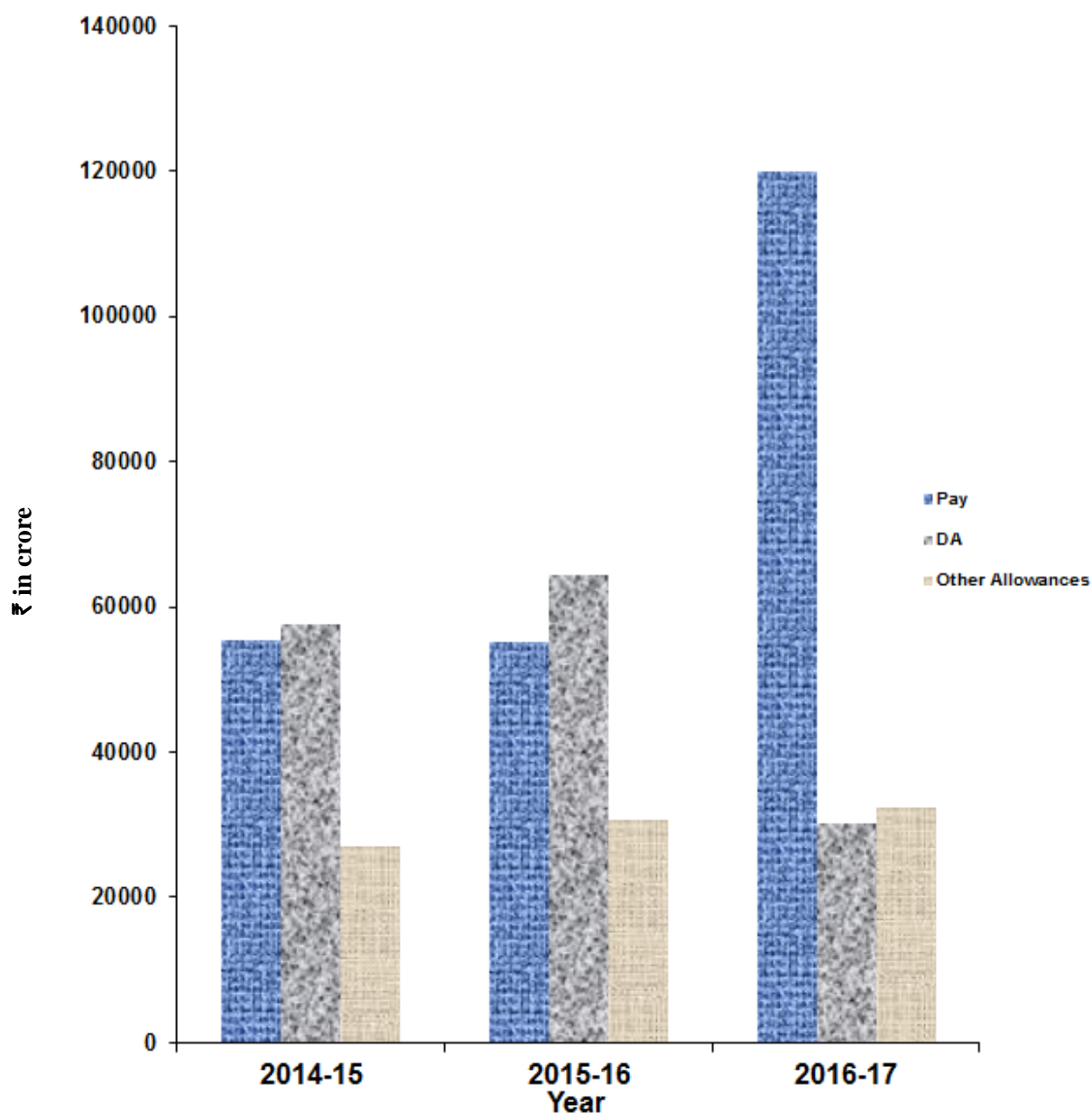
(ii) Other Allowances include OTA, Transport Allowance, Special Pay and Deputation (Duty) Allowance, CEA, Reimbursement of Medical Charges, Leave Travel Concession and Other Compensatory Allowances.

EXPENDITURE ON MAJOR COMPONENTS OF PAY AND ALLOWANCES OF THE CENTRAL GOVERNMENT CIVILIAN EMPLOYEES INCLUDING EMPLOYEES OF UNION TERRITORIES

(₹ in crore)

Year	Pay	DA	Other Allowances	Total
2014-15	55355.07	57653.48	26943.38	139951.93
2015-16	55162.69	64304.33	30561.55	150028.57
2016-17	120001.81	30244.92	32266.52	182513.25

Expenditure on Pay and Allowances including Union Territories



Note: (i) This does not include the expenditure incurred on Travelling Allowance, Productivity Linked Bonus/Ad hoc Bonus, Honorarium and Encashment of Earned Leave.

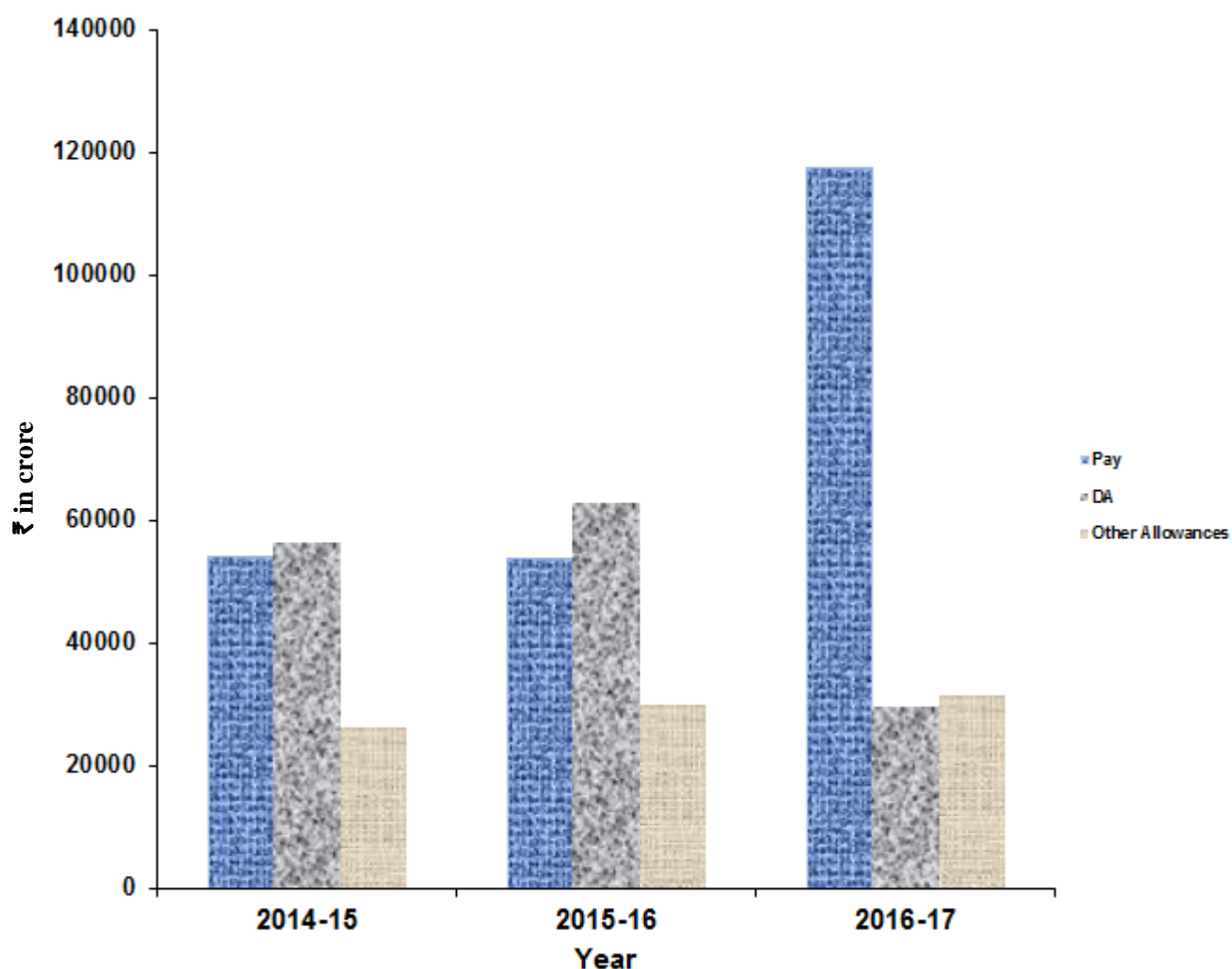
(ii) Other Allowances include HRA, OTA, Transport Allowance, Special Pay and Deputation (Duty) Allowance, CEA, Reimbursement of Medical Charges, Leave Travel Concession and Other Compensatory Allowances.

**EXPENDITURE ON MAJOR COMPONENTS OF PAY AND ALLOWANCES OF THE
CENTRAL GOVERNMENT CIVILIAN EMPLOYEES (EXCLUDING EMPLOYEES OF
UNION TERRITORIES) INCLUDING MISSION ABROAD**

(₹ in crore)

Year	Pay	DA	Other Allowances	Total
2014-15	54105.32	56339.06	26314.59	136758.97
2015-16	53897.16	62834.35	29914.87	146646.38
2016-17	117535.08	29601.58	31594.67	178731.33

Expenditure on Pay and Allowances



- Note:** (i) This does not include the expenditure incurred on Travelling Allowance, Productivity Linked Bonus/Ad hoc Bonus, Honorarium and Encashment of Earned Leave.
- (ii) This does not include the expenditure incurred on employees of UTs but includes the expenditure on the employees of Missions/Embassies.
- (iii) Other Allowances include HRA, OTA, Transport Allowance, Special Pay and Deputation (Duty) Allowance, Composite Hill Compen. Allowance, CEA, Reimbursement of Medical Charges, Leave Travel Concession and Other Compensatory Allowances.

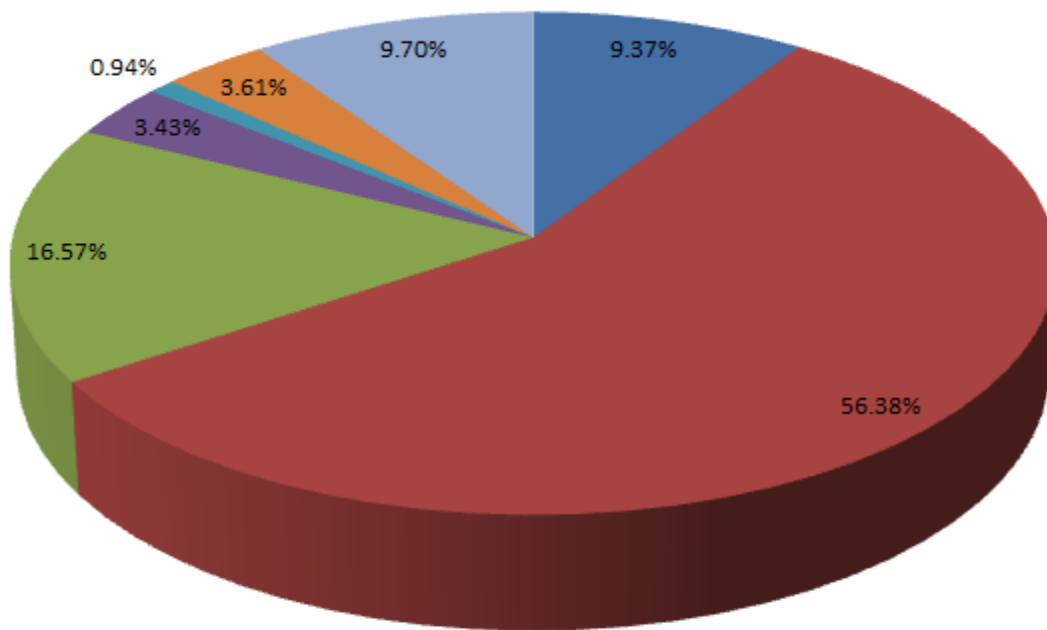
**COMPONENT-WISE BREAK UP OF EXPENDITURE ON PAY AND ALLOWANCES
OF THE CENTRAL GOVERNMENT CIVILIAN EMPLOYEES INCLUDING EMPLOYEES
OF UNION TERRITORIES DURING THE LAST THREE YEARS**

(₹ in crore)

S.No.	Pay/Allowances	2014-15	2015-16	2016-17
(1)	(2)	(3)	(4)	(5)
1	Pay of Gazetted Officers	7418.15	7541.31	17103.85
2	Pay of Non-Gazetted Staff	47936.92	47621.38	102897.96
3	Dearness Allowance	57653.48	64304.33	30244.92
	Sub-Total (i)	113008.55	119467.02	150246.73
1	House Rent Allowance	6189.43	6225.14	6253.93
2	Overtime Allowance	1673.43	1674.40	1725.14
3	Transport Allowance	5820.18	6250.71	6585.42
4	Spl. Pay & Deput. (Duty) Allowance	199.76	235.69	246.08
5	Composite Hill Compen. Allowance	196.27	301.16	312.03
6	Children Education Allowance	1899.33	1886.92	1976.88
7	Reimbursement of Medical Charges	965.80	1012.35	1056.24
8	Leave Travel Concession	1020.37	938.93	996.46
9	Other Compensatory Allowances	8978.81	12036.25	13114.34
	Sub-Total (ii)	26943.38	30561.55	32266.52
	Grand Total (i) + (ii)	139951.93	150028.57	182513.25
	Travelling Allowance	3660.76	4897.67	4898.48

Note: This does not include the expenditure incurred on Productivity Linked Bonus/Ad hoc Bonus, Honorarium and Encashment of Earned Leave.

Percentage distribution of expenditure incurred on different components of pay and allowance of Central Government employee including employees of Union Territories during 2016-17



■ Pay of Gazetted Officer

■ Pay of Non-Gazetted Officer

■ Dearness Allowance

■ House Rent Allowance

■ Overtime Allowance

■ Transport Allowance

■ Other Compensatory Allowances

**COMPONENT-WISE BREAK UP OF EXPENDITURE ON PAY AND ALLOWANCES OF
THE CENTRAL GOVERNMENT CIVILIAN EMPLOYEES INCLUDING MISSION ABROAD
(EXCLUDING EMPLOYEES OF UNION TERRITORIES) DURING THE LAST THREE YEARS**

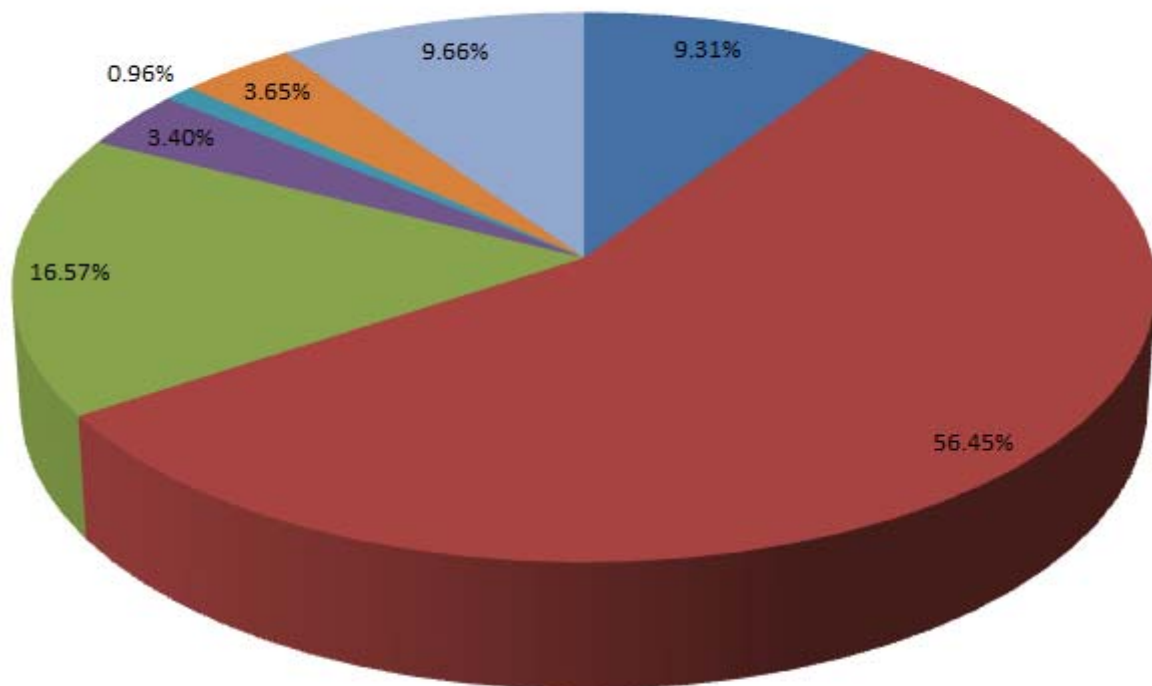
(₹ in crore)

S.No.	Pay/Allowances	2014-15	2015-16	2016-17
(1)	(2)	(3)	(4)	(5)
1	Pay of Gazetted Officers	7176.54	7273.92	16635.15
2	Pay of Non-Gazetted Staff	46928.78	46623.24	100899.93
3	Dearness Allowance	56339.06	62834.35	29601.58
	Sub-Total (i)	110444.38	116731.51	147136.66
1	House Rent Allowance	6007.72	6063.49	6084.38
2	Overtime Allowance	1654.28	1666.72	1719.18
3	Transport Allowance	5757.27	6186.05	6519.10
4	Spl. Pay & Deput. (Duty) Allowance	197.33	231.76	241.94
5	Composite Hill Compen. Allowance	196.27	301.16	312.03
6	Children Education Allowance	1894.94	1882.52	1972.14
7	Reimbursement of Medical Charges	928.95	972.42	1016.63
8	Leave Travel Concession	990.61	909.12	966.55
9	Other Compensatory Allowances	8687.22	11701.63	12762.72
	Sub-Total (ii)	26314.59	29914.87	31594.67
	Grand Total (i) + (ii)	136758.97	146646.38	178731.33
	Travelling Allowance	3638.81	4868.06	4873.15

Note: (i) This does not include the expenditure incurred on Productivity Linked Bonus/Adhoc Bonus, Honorarium and Encashment of Earned Leave.

(ii) This does not include the expenditure incurred on employees of UTs but includes the expenditure on the employees of Missions/Embassies.

Percentage distribution of expenditure incurred on different components of pay and allowance including Mission Abroad (excluding employees of Union Territories) during 2016-17



- Pay of Gazetted Officers
- Pay of Non-Gazetted Officers
- Dearness Allowance
- House Rent Allowance
- Overtime Allowance
- Transport Allowance
- Other Compensatory Allowances

**EXPENDITURE ON HOUSE RENT ALLOWANCE (HRA) OF CENTRAL GOVERNMENT CIVILIAN
EMPLOYEES INCLUDING EMPLOYEES OF UNION TERRITORIES AND RATES OF
HRA AND TRANSPORT ALLOWANCE**

(₹ in crore)

Class of City	Expenditure on House Rent Allowance 2016-17
X	2817.83 (45.06)
Y	2070.01 (33.10)
Z	1366.09 (21.84)
Total	6253.93 (100.00)

N.B.: Figures in parentheses are the percentages to the total expenditure on House Rent Allowance.

RATES OF HOUSE RENT ALLOWANCE (w.e.f. 01.07.2017)

Classification of Cities/Towns	Rates of HRA as a percentage of Basic pay
X	24%
Y	16%
Z	8%

RATES OF TRANSPORT ALLOWANCE (w.e.f. 01.07.2017)

Employees drawing pay in pay level	Rates of Transport Allowance per month in (₹)	
	*19 cities as per Annexure DoE OM No. 21/5/2017-E.II(B) dt. 7.7.2017	Other Places
1. Level 9 & above	₹ 7200+DA+theron	₹ 3600+DA+theron
2. Level 3 to 8 & drawing pay of ₹ 24200 and above in pay level 1 & 2	₹ 3600+DA+theron	₹ 1800+DA+theron
3. Level 1 & 2	₹ 1350+DA+theron	₹ 900+DA+theron

* Ahmedabad (UA), Bangalore (UA), Chennai (UA), Coimbatore (UA), Delhi (UA), Ghaziabad (UA), Greater Mumbai (UA), Hyderabad (UA), Indore (UA), Jaipur (UA), Kanpur (UA), Kochi (UA), Kolkata (UA), Kozhikode (UA), Lucknow (UA), Nagpur (UA), Patna (UA), Pune (UA) & Surat (UA)



CHAPTER - IV

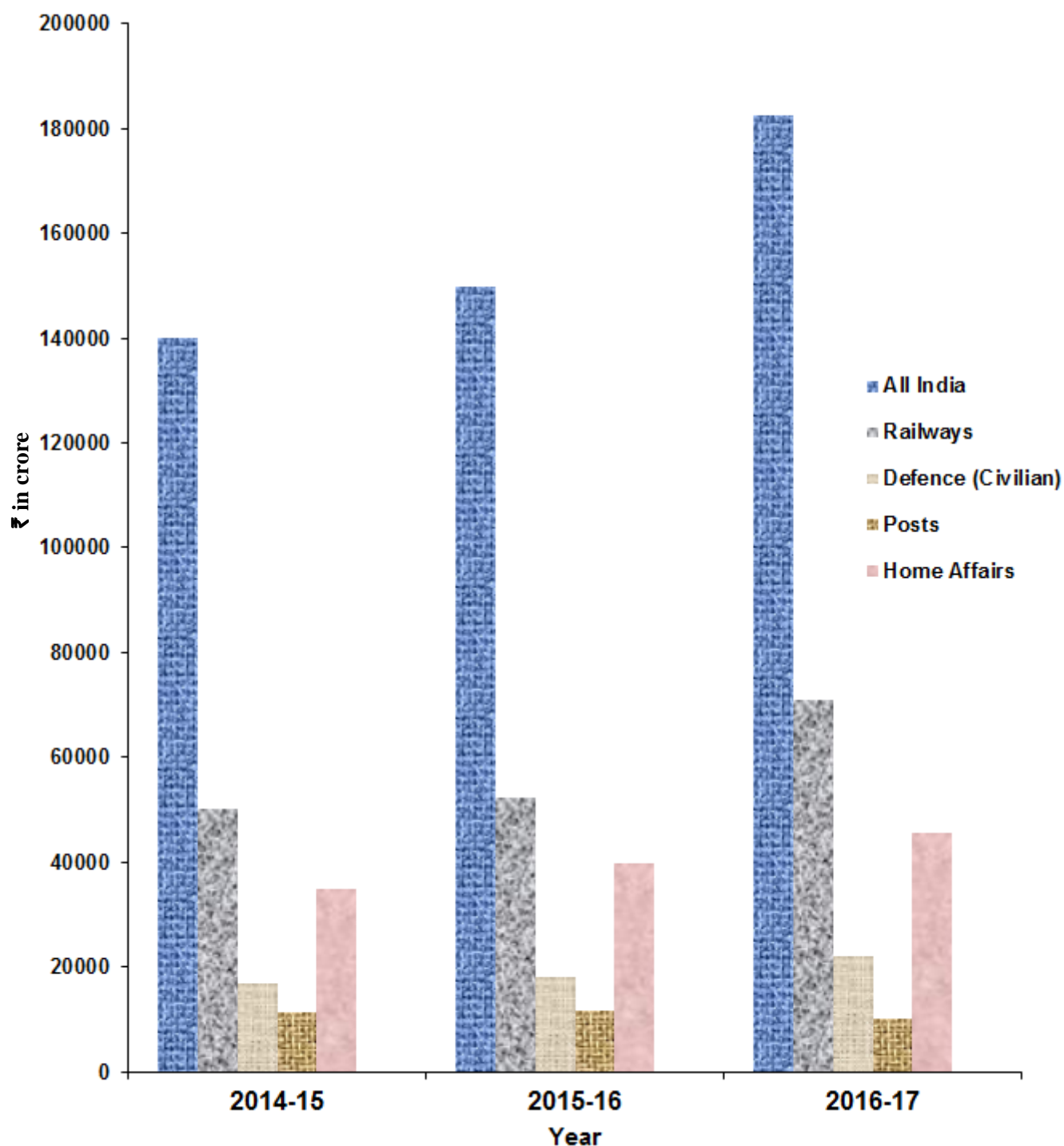
**Expenditure of Major
Ministries/Departments on
Pay & Allowances**

**TOTAL EXPENDITURE ON PAY AND ALLOWANCES AND EXPENDITURE OF
MAJOR MINISTRIES/DEPARTMENTS DURING THE LAST THREE YEARS**

(₹ in crore)

Year	All India	Railways	Defence (Civilian)	Posts	Home Affairs
2014-15	139951.93	50195.86	16831.69	11563.16	34861.42
2015-16	150028.57	52477.23	18173.93	11619.14	39898.98
2016-17	182513.25	71030.43	21975.00	10135.50	45744.32

Expenditure on Pay and Allowances during the last three years



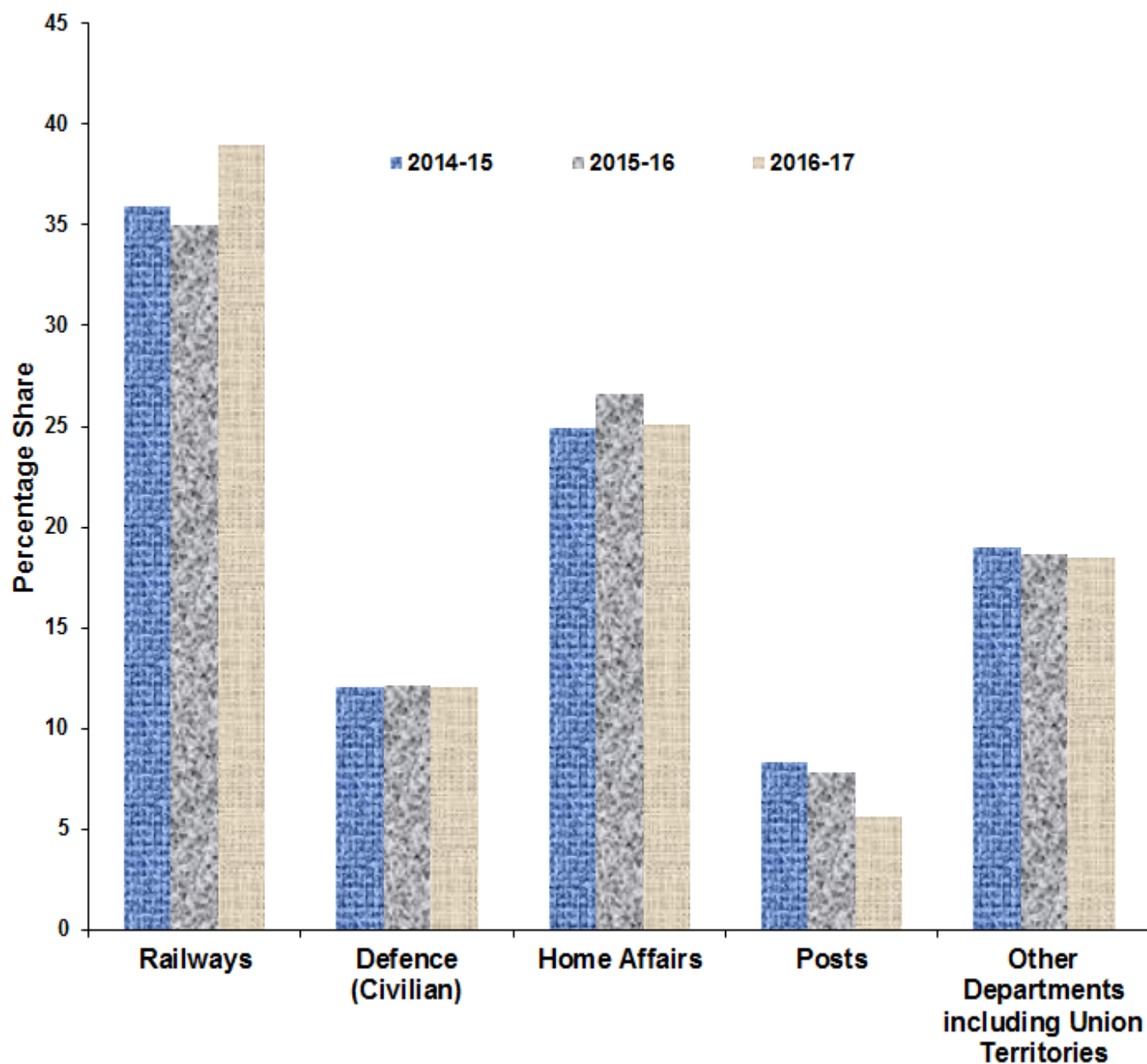
Note: Expenditure figure do not include Travelling Allowance, Productivity Linked Bonus/Ad hoc Bonus, Honorarium and Encashment of Earned Leave.

**SHARE OF MAJOR MINISTRIES/DEPARTMENTS IN TOTAL
EXPENDITURE DURING LAST THREE YEARS**

(Expressed as percentage to total)

Year	Railways	Defence (Civilian)	Home Affairs	Posts	Other Departments including Union Territories	Total
2014-15	35.87	12.03	24.91	8.26	18.93	100.00
2015-16	34.98	12.11	26.59	7.74	18.58	100.00
2016-17	38.92	12.04	25.06	5.55	18.43	100.00

Share of Major Departments in Total Expenditure

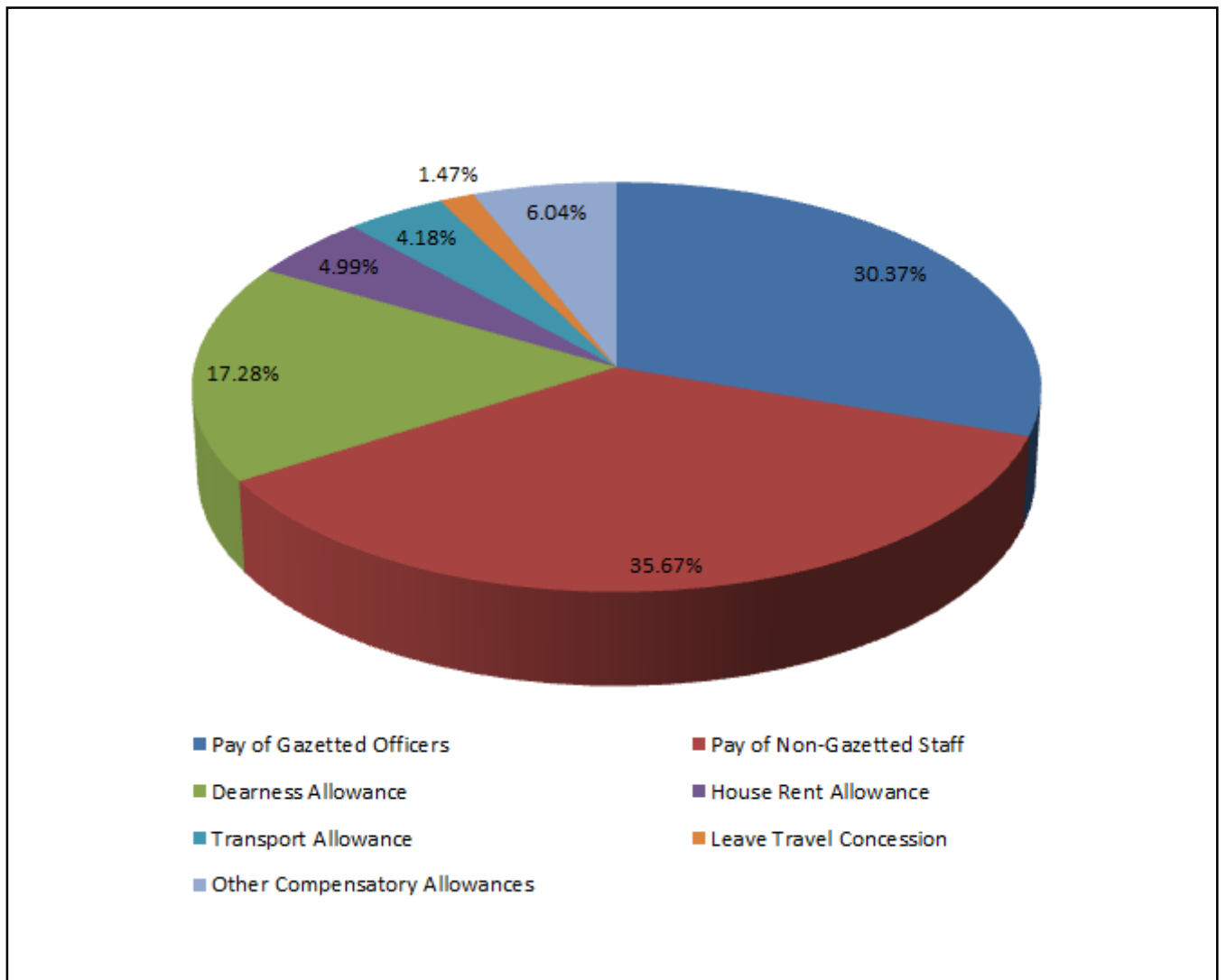


**COMPONENT-WISE BREAK UP OF EXPENDITURE ON PAY AND ALLOWANCES
OF THE EMPLOYEES OF OTHER DEPARTMENTS EXCLUDING EMPLOYEES OF UTs,
MINISTRIES/DEPARTMENTS OF RAILWAYS, DEFENCE, POSTS,
HOME AFFAIRS AND MISSION ABROAD**

		(₹ in crore)		
S.No.	Pay/Allowances	2014-15	2015-16	2016-17
(1)	(2)	(3)	(4)	(5)
1	Pay of Gazetted Officers	3860.27	4020.74	8629.44
2	Pay of Non-Gazetted Staff	4844.09	5071.12	10138.21
3	Dearness Allowance	9084.16	10618.31	4911.58
	Sub-Total (i)	17788.52	19710.17	23679.23
1	House Rent Allowance	1399.57	1401.98	1416.47
2	Overtime Allowance	54.16	55.22	55.6
3	Transport Allowance	1106.80	1130.06	1188.87
4	Spl. Pay & Deput. (Duty) Allowance	28.17	27.46	28.59
5	Composite Hill Compen. Allowance	8.63	9.09	10.73
6	Children Education Allowance	241.19	385.27	210.62
7	Reimbursement of Medical Charges	337.23	440.80	380.51
8	Leave Travel Concession	427.63	401.00	418.49
9	Other Compensatory Allowances	822.69	916.05	1030.89
	Sub-Total (ii)	4426.07	4766.93	4740.77
	Grand Total (i) + (ii)	22214.59	24477.10	28420.00
	Travelling Allowance	728.72	991.19	792.66

Note: This does not include the expenditure incurred on Productivity Linked Bonus/Ad hoc Bonus, Honorarium and Encashment of Earned Leave.

Percentage distribution of expenditure incurred on different components of pay and allowance excluding UTs, Railways, Defence, Posts, Home Affairs and Missions abroad during 2016-17



EXPENDITURE ON PAY AND ALLOWANCES OF THE EMPLOYEES OF M/O RAILWAYS

(₹ in Crore)

Sl. No.	Pay/Allowances	2014-15	2015-16	2016-17
1	2	3	4	5
1	Pay of Gazetted Officers	1123.57	1125.83	2967.83
2	Pay of Non-Gazetted Staff	18660.28	18697.74	45347.62
3	Dearness Allowance	20773.03	22995.33	11799.24
	Sub-Total (i)	40556.88	42818.90	60114.69
1	House Rent Allowance	2276.30	2280.87	2367.61
2	Overtime Allowance	876.80	878.56	928.67
3	Transport Allowance	2496.47	2501.48	2720.07
4	Special Pay and Deput.(Duty) Allowance	40.96	41.04	44.28
5	Composite Hill Compensatory Allowance	0.80	0.80	1.98
6	Children Education Allowance	640.40	641.69	753.96
7	Reimbursement of Medical Charges	74.14	74.29	88.46
8	Leave Travel Concession #	167.54	167.88	167.64
9	Other Compensatory Allowances	3065.57	3071.72	3843.07
	Sub - Total (ii)	9638.98	9658.33	10915.74
	Grand Total (i) + (ii)	50195.86	52477.23	71030.43
	Travelling Allowance	1327.29	1393.65	1410.88

The Employees of Railways get free passes.

EXPENDITURE ON PAY AND ALLOWANCES OF THE
CIVILIAN EMPLOYEES OF M/O DEFENCE (CIVIL)

(₹ in Crore)

Sl. No.	Pay/Allowances	2014-15	2015-16	2016-17
1	2	3	4	5
1	Pay of Gazetted Officers	1281.11	1306.73	2822.54
2	Pay of Non-Gazetted Staff	5545.17	5656.07	12217.11
3	Dearness Allowance	6934.54	8076.85	3759.91
	Sub-Total (i)	13760.82	15039.65	18799.56
1	House Rent Allowance	857.11	874.25	891.74
2	Overtime Allowance	704.89	714.55	721.70
3	Transport Allowance	671.45	684.88	691.73
4	Special Pay and Deput.(Duty) Allowance	85.74	87.45	89.20
5	Composite Hill Compensatory Allowance	19.32	19.71	20.10
6	Children Education Allowance	140.28	149.51	151.01
7	Reimbursement of Medical Charges	169.84	173.24	174.97
8	Leave Travel Concession	123.75	126.23	127.49
9	Other Compensatory Allowances	298.49	304.46	307.50
	Sub - Total (ii)	3070.87	3134.28	3175.44
	Grand Total (i) + (ii)	16831.69	18173.93	21975.00
	Travelling Allowance	326.41	332.94	330.00

**EXPENDITURE ON PAY AND ALLOWANCES OF THE EMPLOYEES OF
DEPARTMENT OF POSTS**

(₹ in Crore)

Sl. No.	Pay/Allowances	2014-15	2015-16	2016-17
1	2	3	4	5
1	Pay of Gazetted Officers	164.44	147.81	452.67
2	Pay of Non-Gazetted Staff	4904.94	4496.24	6964.89
3	Dearness Allowance	5069.39	5526.41	1473.04
	Sub-Total (i)	10138.77	10170.46	8890.60
1	House Rent Allowance	531.40	543.50	436.04
2	Overtime Allowance	15.79	16.03	10.52
3	Transport Allowance	472.39	505.66	436.16
4	Special Pay and Deput.(Duty) Allowance	11.58	4.36	6.99
5	Composite Hill Compensatory Allowance	4.12	4.19	6.50
6	Children Education Allowance	90.96	99.93	82.95
7	Reimbursement of Medical Charges	56.73	59.27	53.68
8	Leave Travel Concession	89.20	58.49	52.34
9	Other Compensatory Allowances	152.22	157.25	159.72
	Sub - Total (ii)	1424.39	1448.68	1244.90
	Grand Total (i) + (ii)	11563.16	11619.14	10135.50
	Travelling Allowance	71.57	81.50	69.45

**EXPENDITURE ON PAY AND ALLOWANCES OF THE EMPLOYEES OF
MINISTRY OF HOME AFFAIRS**

(₹ in Crore)

Sl. No.	Pay/Allowances	2014-15	2015-16	2016-17
1	2	3	4	5
1	Pay of Gazetted Officers	660.74	672.81	1365.80
2	Pay of Non-Gazetted Staff	12739.49	12702.07	26102.75
3	Dearness Allowance	14031.21	15617.45	7141.83
	Sub-Total (i)	27431.44	28992.33	34610.38
1	House Rent Allowance	943.34	962.89	972.52
2	Overtime Allowance	2.64	2.36	2.69
3	Transport Allowance	1010.16	1363.97	1482.27
4	Special Pay and Deput.(Duty) Allowance	30.88	71.45	72.88
5	Composite Hill Compensatory Allowance	163.40	267.37	272.72
6	Children Education Allowance	646.37	606.12	618.24
7	Reimbursement of Medical Charges	219.83	224.82	229.32
8	Leave Travel Concession	143.31	155.52	158.63
9	Other Compensatory Allowances	4270.05	7252.15	7324.67
	Sub - Total (ii)	7429.98	10906.65	11133.94
	Grand Total (i) + (ii)	34861.42	39898.98	45744.32
	Travelling Allowance	1005.76	2068.78	2078.39

**EXPENDITURE ON PAY AND ALLOWANCES OF THE EMPLOYEES
OF UNION TERRITORY ADMINISTRATIONS**

(₹ in Crore)

Sl. No.	Pay/Allowances	2014-15	2015-16	2016-17
1	2	3	4	5
1	Pay of Gazetted Officers	241.61	267.39	468.70
2	Pay of Non-Gazetted Staff	1008.14	998.14	1998.03
3	Dearness Allowance	1314.42	1469.98	643.34
	Sub-Total (i)	2564.17	2735.51	3110.07
1	House Rent Allowance	181.71	161.65	169.55
2	Overtime Allowance	19.15	7.68	5.96
3	Transport Allowance	62.91	64.66	66.32
4	Special Pay and Deput. (Duty) Allow.	2.43	3.93	4.14
5	Children Education Allowance	4.39	4.40	4.74
6	Reimbursement of Medical Charges	36.85	39.93	39.61
7	Leave Travel Concession	29.76	29.81	29.91
8	Other Compensatory Allowances	291.59	334.62	351.62
	Sub-Total (ii)	628.79	646.68	671.85
	Grand Total (i) + (ii)	3192.96	3382.19	3781.92
	Travelling Allowance	21.95	29.61	25.33

**EXPENDITURE ON PAY AND ALLOWANCES OF REGULAR EMPLOYEES
AND LOCAL RECRUITS IN INDIAN MISSIONS ABROAD**

(₹ in Crore)

Sl. No.	Pay/Allowances	2014-15	2015-16	2016-17
1	2	3	4	5
	<u>INDIA BASED</u>			
1	Pay of Officers	86.41	90.73	202.33
2	Pay of Establishment	54.75	57.49	129.35
	Sub-total (i)	141.16	148.22	331.68
1	Foreign Allowance	446.73	469.07	515.98
2	Children Education Allowance	135.74	142.53	155.36
3	Home Leave Fares	39.18	41.14	41.96
4	Reimbursement of Medical Charges	71.18	74.74	89.69
5	Other Compensatory Allowances	30.66	44.87	45.77
6	Representational Grant	29.46	30.93	31.55
	Sub- Total (ii)	752.95	803.28	880.31
	<u>LOCAL RECRUITS</u>			
1	Pay	180.06	189.06	194.54
2	Allowances	18.08	18.98	19.55
	Sub-Total (iii)	198.14	208.04	214.09
	Grand Total (i)+(ii)+(iii)	1092.25	1159.54	1426.08
	Travelling Allowance	179.06	188.01	191.77

**EXPENDITURE INCURRED ON PAY AND ALLOWANCES BY THE CENTRAL MINISTRIES/DEPARTMENTS
ON CIVILIAN EMPLOYEES DURING 2016-17**

(₹ in Crore)

Sl. No.	Ministry/Department	Pay	DA	HRA	OTA	TPT	Others	Total	Travel Allow.	Bonus	Honora- rium	Encashment of E.L.
1	2	3	4	5	6	7	8	9	10	11	12	13
1	Agricultural Research & Education	3.47	0.83	0.23	0.00	0.12	0.17	4.82	0.21	0.02	0.01	0.09
2	Agriculture and Cooperation	189.40	47.20	15.90	0.10	16.47	12.58	281.65	13.28	2.33	0.92	8.07
3	Animal Husbandry, Dairying & Fisheries	107.54	28.55	6.56	0.54	8.10	6.93	158.22	4.30	1.61	0.35	4.53
4	Atomic Energy	1957.64	540.84	96.80	36.73	123.26	468.66	3223.93	47.43	0.00	0.30	80.18
5	AYUSH	12.74	3.32	0.84	0.00	0.80	1.72	19.42	2.22	0.05	0.03	0.80
6	Bio-Technology	16.78	4.36	0.76	0.01	1.03	0.76	23.70	2.46	0.06	0.05	0.43
7	Cabinet Secretariat	16.62	4.72	1.01	0.09	1.46	1.44	25.34	0.67	0.18	0.14	1.62
8	Chemicals, Petrochemicals & Pharmaceuticals	10.75	2.48	1.35	0.02	0.73	0.99	16.32	1.74	0.09	0.11	0.52
9	Civil Aviation	57.98	13.85	3.93	0.00	4.98	3.86	84.60	6.11	0.40	0.18	1.94
10	Coal	17.37	4.62	1.35	0.00	1.32	0.99	25.65	1.52	0.22	0.09	0.39
11	Commerce	219.05	57.01	19.02	0.23	17.91	11.67	324.89	12.02	2.29	0.24	6.36
12	Consumer Affairs	41.95	10.51	4.61	0.00	4.24	2.58	63.89	1.14	0.32	0.07	0.72
13	Corporate Affairs	68.57	20.21	6.97	0.04	6.70	6.04	108.53	3.09	0.83	0.12	2.22
14	Culture	224.70	59.44	20.00	0.05	18.56	13.80	336.55	11.73	2.84	0.39	7.44
15	Defence (Civil)	15039.65	3759.91	891.74	721.70	691.73	870.27	21975.00	330.00	195.93	3.36	136.65
16	Development of NE Region	16.36	4.12	0.77	0.01	0.85	1.44	23.55	1.04	0.08	0.07	0.95
17	Drinking Water & Sanitation	7.30	1.87	0.54	0.01	0.61	0.57	10.90	1.28	0.05	0.04	0.00
18	Earth Sciences	251.01	53.19	19.16	0.00	18.72	18.47	360.55	10.25	3.14	0.38	8.34
19	Economic Affairs	61.97	16.39	4.50	0.03	4.91	3.64	91.44	15.76	0.39	0.55	2.43
20	Environment & Forests	136.12	42.30	11.21	0.22	13.19	16.38	219.42	19.56	1.42	0.36	6.37
21	Expenditure	60.22	16.01	4.02	0.02	4.40	4.21	88.88	2.05	0.35	0.26	2.69
22	External Affairs*	250.09	67.53	14.69	0.03	15.92	9.97	358.23	43.55	0.96	0.02	0.00
23	Fertilizers	16.94	4.51	1.08	0.02	1.13	0.75	24.43	0.30	0.05	0.04	1.45
24	Financial Services	27.81	7.39	1.96	0.01	1.78	1.34	40.29	0.72	0.24	0.03	0.29

(₹ Crore)

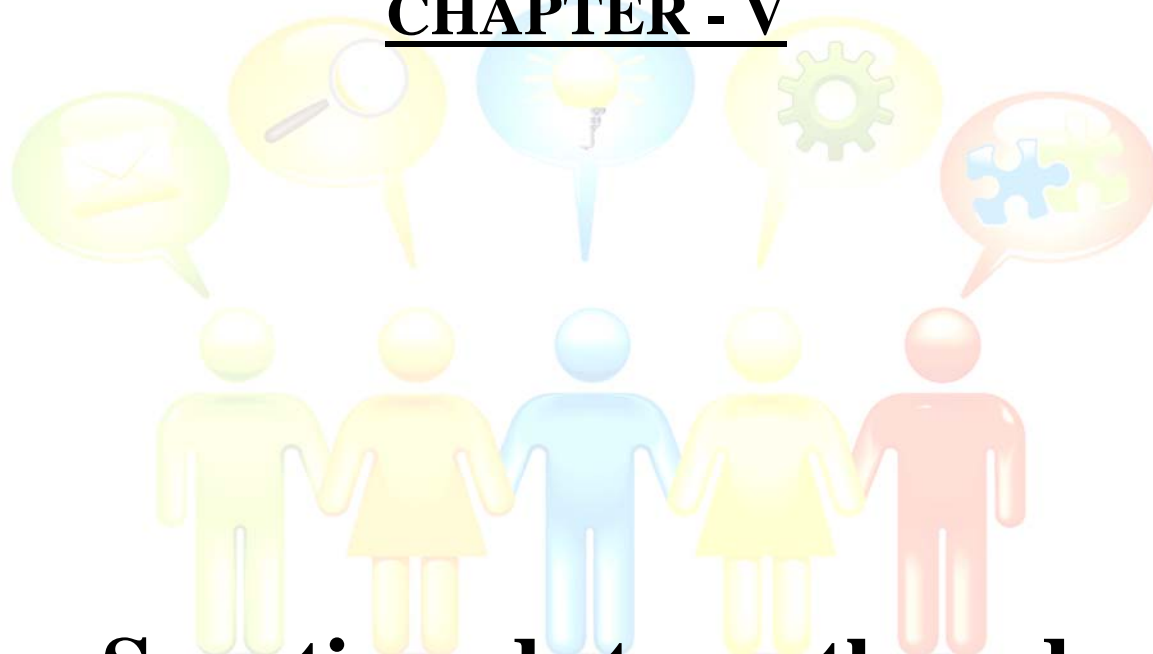
Sl. No.	Ministry/Department	Encashment of E.L.												
		1	2	3	4	5	6	7	8	9	10	11	12	13
25	Food & Public Distribution	36.61	11.72	3.32	0.05	3.17	2.96	57.83	1.83	0.58	0.26	2.29		
26	Food Processing Industries	9.19	2.37	0.89	0.02	0.93	0.58	13.98	1.05	0.11	0.07	0.70		
27	Health & Family Welfare	1174.22	332.25	115.22	0.09	82.88	154.63	1859.29	15.42	11.91	0.77	17.90		
28	Heavy Industry	11.71	3.18	0.81	0.01	1.03	0.79	17.53	1.70	0.13	0.08	0.20		
29	Higher Education	50.05	15.38	4.37	0.03	4.77	4.55	79.15	1.98	0.71	0.12	2.50		
30	Home Affairs	27468.55	7141.83	972.52	2.69	1482.27	8676.46	45744.32	2078.39	669.12	4.71	206.66		
31	Indian Audit & Accounts	2310.33	620.32	197.86	0.09	154.92	130.51	3414.03	160.08	28.11	3.49	84.58		
32	Industrial Policy & Promotion	111.56	28.46	8.21	0.02	8.72	6.66	163.63	4.39	1.13	0.41	3.03		
33	Information and Broadcasting	207.53	58.60	16.30	0.04	17.41	14.12	314.00	9.61	2.70	1.45	4.39		
34	Information Technology	530.02	138.06	29.11	0.09	28.81	22.66	748.75	7.84	0.33	0.17	7.19		
35	Investment & Public Asset Management(DIPAM)	3.88	0.98	0.28	0.00	0.28	0.14	5.56	1.36	0.03	0.02	0.18		
36	Labour & Employment	323.85	79.07	16.34	0.05	18.20	21.92	459.43	18.64	3.03	1.30	10.61		
37	Land Resources	6.77	1.69	0.45	0.00	0.58	0.81	10.30	0.24	0.04	0.03	0.28		
38	Law and Justice	113.08	25.87	8.16	0.12	8.36	6.22	161.81	5.47	1.15	0.17	0.71		
39	Micro, Small and Medium Enterprises	94.54	25.30	7.74	0.00	6.29	5.29	139.16	3.58	1.10	0.17	3.66		
40	Mines	439.47	105.55	66.82	0.06	30.03	26.49	668.42	31.74	4.18	0.08	2.18		
41	Minority Affairs	10.75	2.97	0.95	0.03	0.72	0.54	15.96	0.89	0.06	0.05	0.09		
42	New & Renewable Energy	15.83	3.96	1.00	0.00	1.18	0.79	22.76	1.26	0.06	0.05	0.00		
43	Panchayati Raj	5.94	1.84	0.43	0.01	0.46	0.35	9.03	0.60	0.04	0.05	0.40		
44	Parliamentary Affairs	7.82	2.13	0.97	0.02	0.57	0.47	11.98	1.43	0.08	0.03	0.49		
45	Personnel, Public Grievances & Pensions	409.11	103.13	28.87	0.24	30.64	50.41	622.40	21.37	4.23	0.44	6.94		
46	Petroleum and Natural Gas	15.50	4.15	1.03	0.01	1.37	1.11	23.17	0.97	0.14	0.00	0.60		
47	Planning Commission	62.10	16.15	6.73	0.02	4.52	3.74	93.26	5.18	0.30	0.09	0.13		
48	Posts	7417.56	1473.04	436.04	10.52	436.16	362.18	10135.50	69.45	545.43	13.85	320.42		
49	Power	79.24	20.57	6.14	0.02	6.47	9.80	122.24	3.81	0.62	0.18	2.89		
50	President's Secretariat	13.33	3.40	0.24	0.08	1.19	0.92	19.16	0.01	0.20	0.14	0.51		
51	Prime Minister's Office	28.25	7.35	1.02	0.10	1.92	1.88	40.52	1.05	0.20	0.14	0.31		

Sl. No.	Ministry/Department	1	2	3	4	5	6	7	8	9	10	11	12	13
		Pay	DA	HRA	OTA	TPT	Others	Total	Travel Allow.	Bonus	Honora- rium	Encashment of E.L.		
52	Public Enterprises	4.57	1.25	0.30	0.00	0.42	0.42	6.96	0.45	0.04	0.03	0.24		
53	Railways	48315.45	11799.24	2367.61	928.67	2720.07	4899.39	71030.43	1410.88	2146.62	15.25	1669.88		
54	Revenue	5168.52	1292.13	386.91	10.36	269.41	300.06	7427.39	137.44	42.75	2.48	69.97		
55	Road Transport & Highways	51.72	13.82	4.20	0.00	4.36	2.71	76.81	4.51	0.36	0.23	0.50		
56	Rural Development	21.71	6.89	1.28	0.02	1.99	1.36	33.25	1.75	0.22	0.15	1.11		
57	School Education and Literacy	12.03	3.30	0.61	0.00	1.05	0.78	17.77	0.68	0.12	0.08	0.31		
58	Science & Technology	264.54	63.01	18.45	0.05	17.62	16.85	380.52	12.09	4.92	0.38	9.85		
59	Shipping	88.00	20.02	4.73	0.03	5.34	8.32	126.44	9.09	1.17	0.26	2.22		
60	Social Justice & Empowerment	32.18	8.53	1.96	0.03	2.30	2.01	47.01	3.29	0.28	0.16	0.83		
61	Space	1301.97	338.51	85.97	0.79	58.66	567.13	2353.03	52.00	0.00	0.71	40.68		
62	Statistics & Programme Implementation	246.67	64.98	20.84	0.00	16.00	12.09	360.58	7.43	1.99	0.05	3.21		
63	Steel	11.76	3.36	1.33	0.00	1.59	0.89	18.93	1.04	0.15	0.02	0.31		
64	Telecommunication	220.99	67.01	17.26	0.09	15.74	20.91	342.00	14.86	1.14	0.35	13.03		
65	Textiles	63.44	16.79	5.32	0.02	4.83	6.53	96.93	5.77	1.15	0.10	2.05		
66	Tourism	23.39	6.08	1.58	0.01	1.64	3.53	36.23	0.64	0.21	0.07	0.09		
67	Tribal Affairs	11.15	2.79	0.92	0.02	0.82	1.08	16.78	0.70	0.08	0.05	0.06		
68	Union Public Service Commission	59.12	18.19	5.33	0.01	6.53	13.60	102.78	0.45	1.06	2.82	4.32		
69	Urban Development **	941.75	244.39	63.21	4.61	70.52	33.83	1358.31	12.20	4.00	0.42	8.42		
70	Vice President's Secretariat	1.84	0.64	0.07	0.06	0.22	0.32	3.15	0.23	0.04	0.00	0.00		
71	Water Resources & River Development	360.48	103.90	32.64	0.13	24.17	27.70	549.02	20.98	5.07	0.58	5.71		
72	Women & Child Development	22.57	6.33	1.67	0.01	1.79	1.51	33.88	0.78	0.25	0.05	1.70		
73	Youth Affairs and Sports	16.19	3.96	1.37	0.00	1.26	0.90	23.68	2.35	0.10	0.05	0.12		
Total		117008.86	29085.60	6084.38	1719.18	6519.10	16888.13	177305.25	4681.38	3701.29	60.72	2788.93		

* Excluding Missions Abroad.

** Including HUPA.

CHAPTER - V



Sanctioned strength and Employees in position in Central Government as on 01.03.2016

DISTRIBUTION OF REGULAR CIVILIAN EMPLOYEES (GROUP-WISE) IN CENTRAL GOVERNMENT AND UNION TERRITORY ADMINISTRATIONS AS ON 01.03.2016

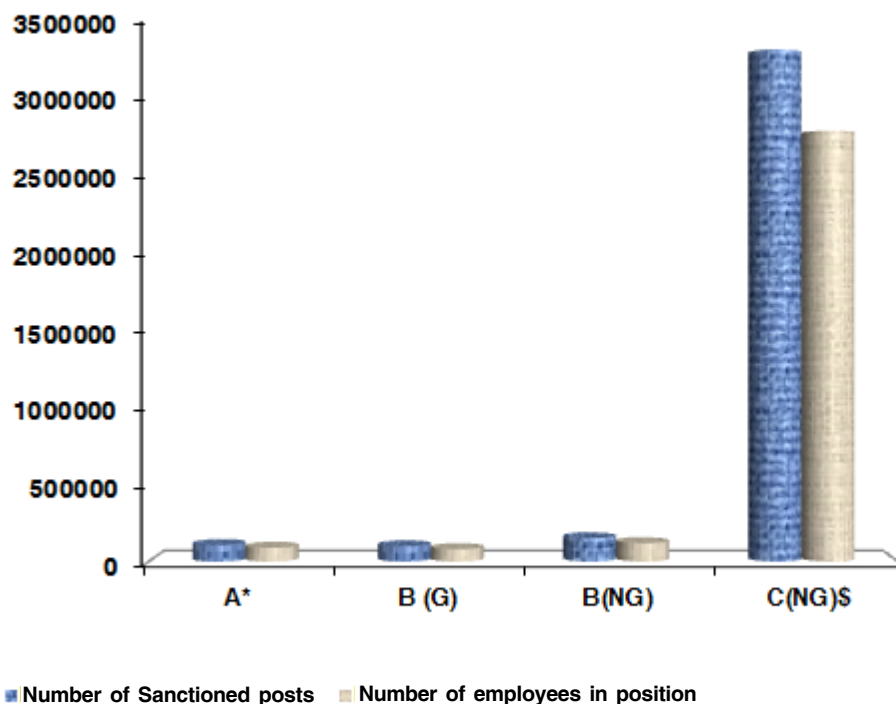
Sl. No.	Central Government / Union Territory Administrations	Group of Posts			Total
		A	B	C ^{\$}	
(1)	(2)	(3)	(4)	(5)	(6)
1	CENTRAL GOVERNMENT	101901 (3.16)	228510 (7.10)	2890772 (89.74)	3221183 (100.00)
2	UNION TERRITORY ADMINISTRATIONS	2890 (4.45)	13538 (20.86)	48482 (74.69)	64910 (100.00)
	TOTAL	104791 (3.19)	242048 (7.37)	2939254 (89.44)	3286093 (100.00)

\$ Erstwhile Group D posts have been categorised as Group C after implementation of recommendations of 6th Central Pay Commission (CPC).

**GROUP-WISE NUMBER OF SANCTIONED POSTS AND EMPLOYEES IN POSITION,
VACANCIES AND THEIR PERCENTAGE TO TOTAL SANCTIONED POSTS AS ON 01.03.2016**

Group	Number of Sanctioned posts	Number of employees in position	Number of vacant Posts	Percentage of vacant Posts to total sanctioned posts in the group
A*	117285	101901	15284	13.04
B (G)	136079	109769	26310	19.33
B(NG)	168481	118741	49740	29.52
C(NG)\$	3212190	2890772	321418	10.00
Total	3633935	3221183	412752	11.36

Number of sanctioned posts and employees in position in different groups



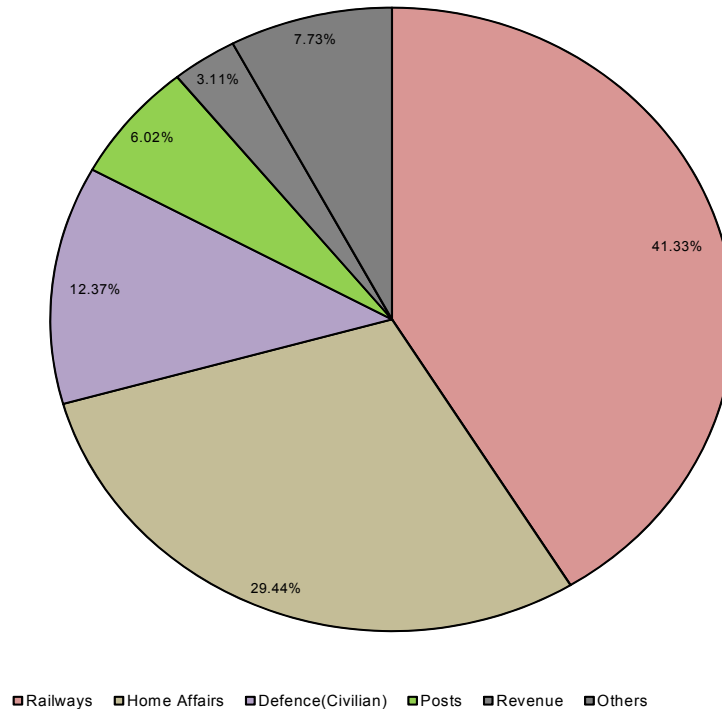
\$ Erstwhile Group D posts have been categorised as Group C after implementation of 6th CPC.

* Includes some Non-Gazetted posts also.

**GROUP-WISE & STATUS-WISE ESTIMATED NUMBER OF
CENTRAL GOVERNMENT CIVILIAN REGULAR EMPLOYEES AS ON 01.03.2016
IN MAJOR MINISTRIES/DEPARTMENTS (EXCLUDING UNION TERRITORIES)**

Ministry/ Department	Number of Sanctioned Posts					Number in Position				
	A*	B(G)	B(NG)	C(NG) [§]	Total	A*	B(G)	B(NG)	C(NG) [§]	Total
1	2	3	4	5	6	7	8	9	10	11
Railways	9557 (8.15)	7103 (5.22)	0 (0.00)	1314773 (40.93)	1331433 (36.64)	9557 (9.38)	7103 (6.47)	0 (0.00)	1314773 (45.48)	1331433 (41.33)
Home Affairs	24780 (21.15)	17005 (12.50)	34600 (20.53)	944246 (29.40)	1020631 (28.09)	20540 (20.16)	13041 (11.88)	27766 (23.38)	886919 (30.68)	948266 (29.44)
Defence(Civilian)	17405 (14.85)	38807 (28.52)	46132 (27.38)	483132 (15.04)	585476 (16.11)	17160 (16.84)	30576 (27.85)	28839 (24.28)	321847 (11.14)	398422 (12.37)
Posts	614 (0.53)	3070 (2.26)	5588 (3.32)	184539 (5.74)	193811 (5.33)	614 (0.60)	3070 (2.80)	5588 (4.71)	184539 (6.38)	193811 (6.02)
Revenue	12456 (10.63)	32395 (23.80)	34590 (20.53)	99492 (3.10)	178933 (4.92)	7848 (7.70)	25239 (22.99)	18022 (15.18)	49171 (1.70)	100280 (3.11)
Others	52373 (44.69)	37699 (27.70)	47571 (28.24)	186008 (5.79)	323651 (8.91)	46182 (45.32)	30740 (28.01)	38526 (32.45)	133523 (4.62)	248971 (7.73)
Total	117185	136079	168481	3212190	3633935	101901	109769	118741	2890772	3221183

Number of Employees in Position as on 1st March, 2016 in Major Ministries/Departments



§ Erstwhile Group D posts have been categorised as Group C after implementation of 6th CPC.

* Includes some Non-Gazetted posts also.

N.B. (i) Figures in parentheses are the percentages to total.

(ii) Home Affairs figures does not include Delhi Police.

**NUMBER OF SANCTIONED POSTS AND NUMBER OF EMPLOYEES IN POSITION IN
CENTRAL POLICE FORCES**

Sl. No.	Name of the Central Police Force	Number of Sanctioned posts (as on 1st March)			Number in Position (as on 1st March)		
		2014	2015	2016	2014	2015	2016
1	2	3	4	5	6	7	8
1	Border Security Force (BSF)	252059	252036	257025	245492	248262	250826
2	Central Reserve Police Force (CRPF)	303535	303535	313799	286251	308862	293836
3	Central Industrial Security Force (CISF)	136580	141636	125705	122992	125071	125705
4	Indo Tibetan Border Police(ITBP)	73712	89438	89430	73712	78299	78787
5	Assam Rifles	66412	66412	67030	64569	64731	64069
6	Special Service Bureau(SSB)	88469	91234	94170	74686	78492	78220
7	National Security Guard(NSG)	9508	10384	10384	9098	8660	9660
TOTAL		930275	954675	957543	876800	912377	901103

**GROUP-WISE AND STATUS-WISE (G/NG) ESTIMATED NUMBER OF CENTRAL
GOVERNMENT CIVILIAN REGULAR EMPLOYEES AS ON 01.03.2016**

Sl. No.	Ministry/Deptt.	Number of Sanctioned Posts							Number in Position				
		A(G)*	B(G)	B(NG)	C(NG)§	Total	A(G)*	B(G)	B(NG)	C(NG)§	Total		
1	2	3	4	5	6	7	8	9	10	11	12		
1	Agricultural Research & Education**	20	0	19	7	46	20	0	19	7	46		
2	Agriculture and Cooperation	652	545	614	4274	6085	432	362	405	2837	4036		
3	Animal Husbandry and Dairying	327	169	187	3269	3952	194	86	102	2072	2454		
4	Atomic Energy	11439	561	9770	15040	36810	11006	532	9174	11337	32049		
5	AYUSH	73	38	37	89	237	60	26	25	68	179		
6	Bio-Technology	78	29	69	78	254	61	19	42	49	171		
7	Cabinet Secretariat**	96	0	80	122	298	96	0	80	122	298		
8	Chemicals, Petrochemicals & Pharmaceuticals	70	45	65	209	389	60	39	62	165	326		
9	Civil Aviation	807	70	464	883	2224	452	48	169	444	1113		
10	Coal	58	51	94	221	424	42	29	83	146	300		
11	Commerce**	669	886	1006	4354	6915	669	886	1006	4354	6915		
12	Consumer Affairs	228	140	255	564	1187	176	97	147	393	813		
13	Corporate Affairs	495	172	696	1110	2473	318	97	359	602	1376		
14	Culture**	206	269	259	7128	7862	206	269	259	7128	7862		
15	Defence (Civilian)**	17405	38807	46132	483132	585476	17160	30576	28839	321847	398422		
16	Development of NE Region	68	56	50	174	348	58	37	37	105	237		
17	Drinking Water & Sanitation	37	33	43	51	164	36	15	33	28	112		
18	Earth Sciences	747	1625	2252	2861	7485	382	1355	1342	1784	4863		
19	Economic Affairs**	256	132	198	499	1085	256	132	198	499	1085		
20	Environment & Forests	855	1104	278	2730	4967	638	637	145	1509	2929		
21	Expenditure	218	336	252	602	1408	176	284	151	332	943		
22	External Affairs	2376	1028	2571	2727	8702	2125	901	1820	2347	7193		
23	Fertilizers	47	51	13	88	199	39	34	8	55	136		
24	Financial Services	299	51	495	855	1700	242	36	307	576	1161		
25	Food & Public Distribution	228	82	299	503	1112	206	78	258	385	927		
26	Food Processing Industries	47	27	45	70	189	53	14	30	47	144		
27	Health & Family Welfare**	2357	658	1035	17264	21314	2357	658	1035	17264	21314		
28	Heavy Industry	55	44	57	132	288	47	26	43	82	198		
29	Higher Education	283	132	341	651	1407	175	93	234	441	943		

Sl. No.	Ministry/Deptt.	Number of Sanctioned Posts						Number in Position					
		A(G)*	B(G)	B(NG)	C(NG)§	Total	A(G)*	B(G)	B(NG)	C(NG)§	Total		
1	2	3	4	5	6	7	8	9	10	11	12		
30	Home Affairs	24780	17005	34600	944246	1020631	20540	13041	27766	886919	948266		
31	Indian Audit & Accounts	696	18022	288	49189	68195	553	14590	242	30494	45879		
32	Industrial Policy & Promotion**	227	133	198	1451	2009	227	133	198	1451	2009		
33	Information and Broadcasting	516	644	784	4314	6258	347	411	630	2624	4012		
34	Information Technology	3852	605	511	1599	6567	3649	539	437	897	5522		
35	Investment & Public Asset Management	21	8	16	14	59	20	7	13	13	53		
36	Labour & Employment	1373	511	1237	4914	8035	941	346	883	3100	5270		
37	Land Resources	35	24	30	42	131	26	11	17	22	76		
38	Law and Justice**	282	157	257	663	1359	197	115	204	530	1046		
39	Micro, Small and Medium Enterprises	222	370	96	2090	2778	173	289	73	1576	2111		
40	Mines	3039	741	2104	3841	9725	2791	564	1791	3248	8394		
41	Minority Affairs	69	59	36	97	261	42	43	22	62	169		
42	New & Renewable Energy	115	34	52	88	289	81	18	41	70	210		
43	Panchayati Raj	31	21	29	51	132	29	16	20	36	101		
44	Parliamentary Affairs	23	21	45	59	148	23	12	35	52	122		
45	Personnel, Public Grievances & Pensions	1549	620	2598	6331	11098	1159	436	1816	5271	8682		
46	Petroleum and Natural Gas	56	77	66	113	312	50	65	64	65	244		
47	Planning	225	124	121	176	646	171	96	99	165	531		
48	Posts**	614	3070	5588	184539	193811	614	3070	5588	184539	193811		
49	Power	545	240	441	631	1857	415	124	235	432	1206		
50	President's Secretariat	29	36	68	190	323	48	16	69	134	267		
51	Prime Minister's Office	57	62	115	271	505	59	63	102	179	403		
52	Public Enterprises	31	10	25	56	122	24	7	16	24	71		
53	Railways**	9557	7103	0	1314773	1331433	9557	7103	0	1314773	1331433		
54	Revenue	12456	32395	34590	99492	178933	7848	25239	18022	49171	100280		
55	Road Transport & Highways	347	69	289	371	1076	321	66	237	296	920		
56	Rural Development	106	110	127	244	587	94	91	98	178	461		
57	School Education and Literacy	82	74	131	172	459	60	47	102	109	318		
58	Science & Technology	592	789	291	10505	12177	267	660	777	3693	5397		
59	Shipping	371	156	620	1739	2886	203	164	378	1089	1834		

Sl. No.	Ministry/Deptt.	Number of Sanctioned Posts												Number in Position				
		A(G)*	B(G)	B(NG)	C(NG)§	Total	A(G)*	B(G)	B(NG)	C(NG)§	Total	A(G)*	B(G)	B(NG)	C(NG)§	Total		
1	2	3	4	5	6	7	8	9	10	11	12	13	14	15	16	17		
60	Social Justice & Empowerment	127	122	192	309	750	106	89	159	241	595	7034	399	2377	2537	12347		
61	Space**	7251	496	2699	4936	15382	375	1492	1776	968	4611	45	44	71	82	242		
62	Statistics & Programme Implementation	518	1801	2751	1285	6355	1048	391	94	1230	2763	262	180	665	3131	4238		
63	Steel	53	40	77	107	277	64	91	1	334	490	60	31	41	109	241		
64	Telecommunication**	1048	391	94	1230	2763	155	191	384	678	1408	3078	1186	5207	8922	18393		
65	Textiles	319	206	725	3489	4739	5	4	1	39	49	1271	834	1428	3760	7293		
66	Tourism	73	102	1	402	578	78	59	82	249	468	49	30	68	255	402		
67	Tribal Affairs	76	42	47	145	310	3078	1186	5207	8922	18393	5	4	1	39	49		
68	Union Public Service Commission	172	282	433	1046	1933	1271	834	1428	3760	7293	78	59	82	249	468		
69	Urban Development ***	3281	891	5620	10586	20378	49	30	68	255	402	101901	109769	118741	2890772	3221183		
70	Vice President's Secretariat	6	5	2	47	60	101901	109769	118741	2890772	3221183	5	4	1	39	49		
71	Water Resources & River Development	1724	1155	2565	6000	11444	1271	834	1428	3760	7293	78	59	82	249	468		
72	Women & Child Development	93	79	151	391	714	49	30	68	255	402	101901	109769	118741	2890772	3221183		
73	Youth Affairs and Sports	50	36	95	269	450	101901	109769	118741	2890772	3221183	49	30	68	255	402		
Total		117185	136079	168481	3212190	3633935	101901	109769	118741	2890772	3221183	101901	109769	118741	2890772	3221183		


* Includes some non-gazetted posts also.

** Sanctioned strength/In position are provisional/repeated.

*** Including HUPA.

§ Erstwhile Group D posts have been categorised as Group C after implementation of 6th CPC

CHAPTER - VI



All India Consumer Price Index up-to 01.03.2017

